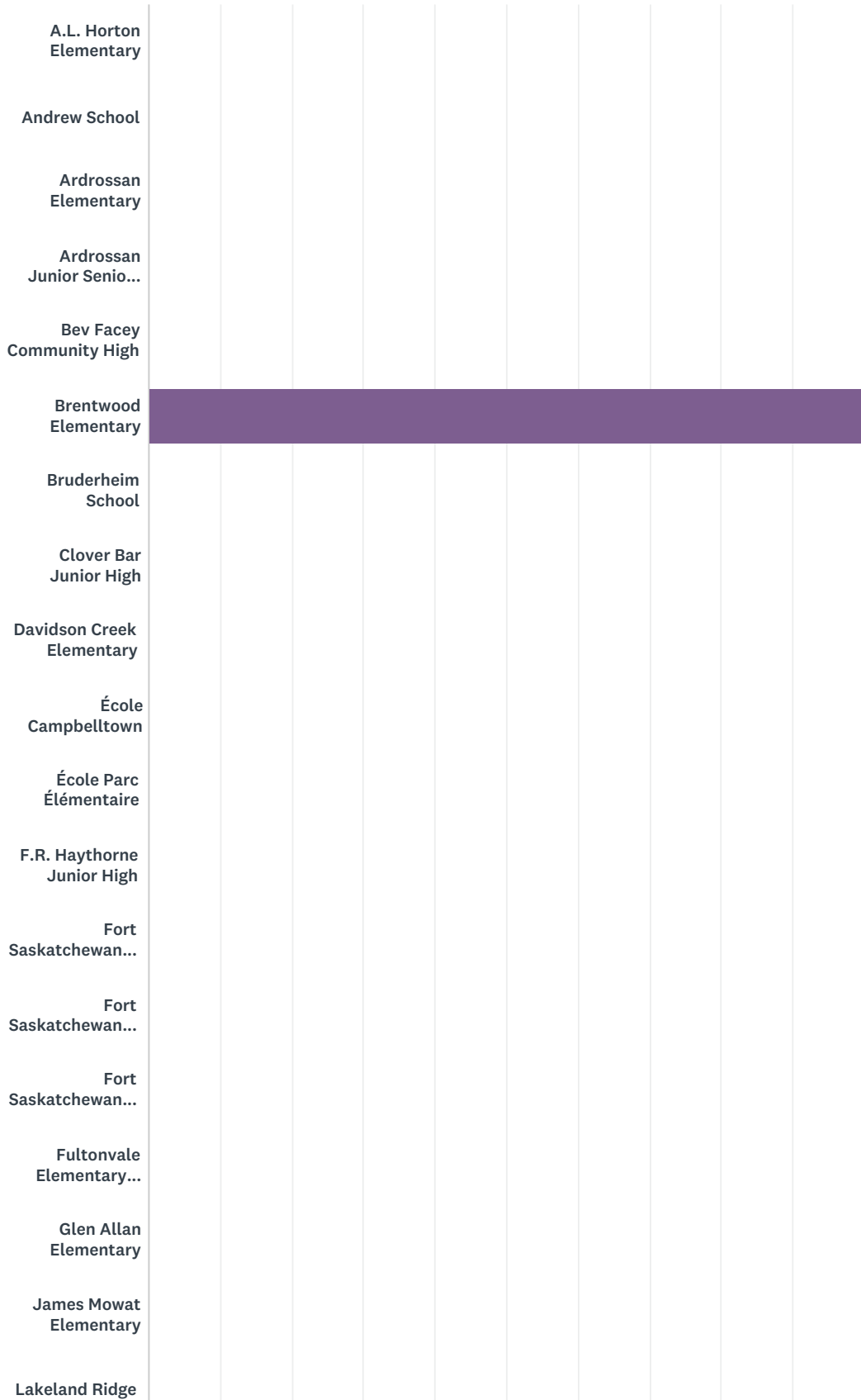


Q1 What school does your child currently attend?

Answered: 100 Skipped: 0



EIPS Parent Survey 2018-19



EIPS Parent Survey 2018-19

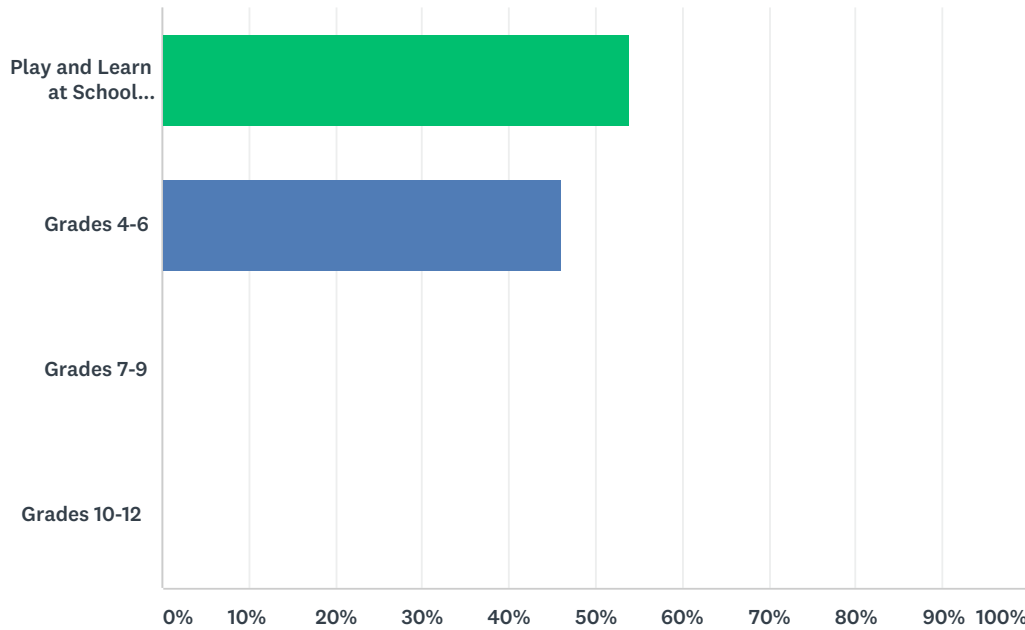
ANSWER CHOICES	RESPONSES	
A.L. Horton Elementary	0.00%	0
Andrew School	0.00%	0
Ardrossan Elementary	0.00%	0
Ardrossan Junior Senior High	0.00%	0
Bev Facey Community High	0.00%	0
Brentwood Elementary	100.00%	100
Bruderheim School	0.00%	0
Clover Bar Junior High	0.00%	0
Davidson Creek Elementary	0.00%	0
École Campbelltown	0.00%	0
École Parc Élémentaire	0.00%	0
F.R. Haythorne Junior High	0.00%	0
Fort Saskatchewan Christian	0.00%	0
Fort Saskatchewan Elementary	0.00%	0
Fort Saskatchewan Senior High	0.00%	0
Fultonvale Elementary Junior High	0.00%	0
Glen Allan Elementary	0.00%	0
James Mowat Elementary	0.00%	0
Lakeland Ridge	0.00%	0
Lamont Elementary	0.00%	0
Lamont High	0.00%	0
Mills Haven Elementary	0.00%	0
Mundare School	0.00%	0
Next Step/Outreach	0.00%	0
Pine Street Elementary	0.00%	0
Rudolph Hennig Junior High	0.00%	0
Salisbury Composite High	0.00%	0
Sherwood Heights Junior High	0.00%	0
SouthPointe School	0.00%	0
Strathcona Christian Academy Elementary	0.00%	0
Strathcona Christian Academy Secondary	0.00%	0
Uncas Elementary	0.00%	0
Vegreville Composite High	0.00%	0
Wes Hosford Elementary	0.00%	0

EIPS Parent Survey 2018-19

Westboro Elementary	0.00%	0
Win Ferguson Elementary	0.00%	0
Woodbridge Farms Elementary	0.00%	0
Wye Elementary	0.00%	0
TOTAL		100

Q2 What grade is your child currently in?

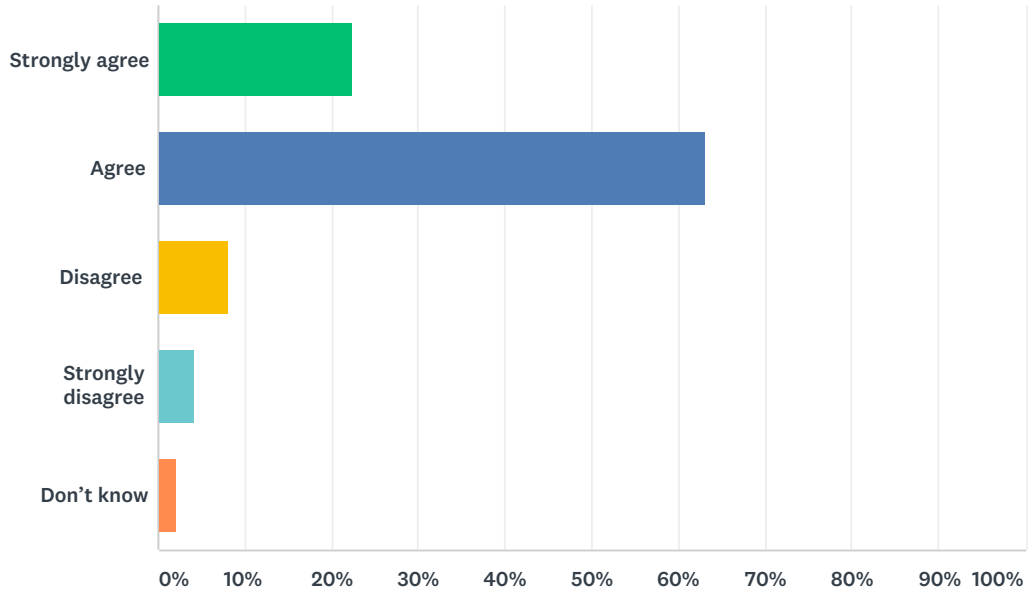
Answered: 100 Skipped: 0



ANSWER CHOICES	RESPONSES	
Play and Learn at School (PALS) Kindergarten Grades 1-3	54.00%	54
Grades 4-6	46.00%	46
Grades 7-9	0.00%	0
Grades 10-12	0.00%	0
TOTAL		100

Q3 My child's individual needs are met.

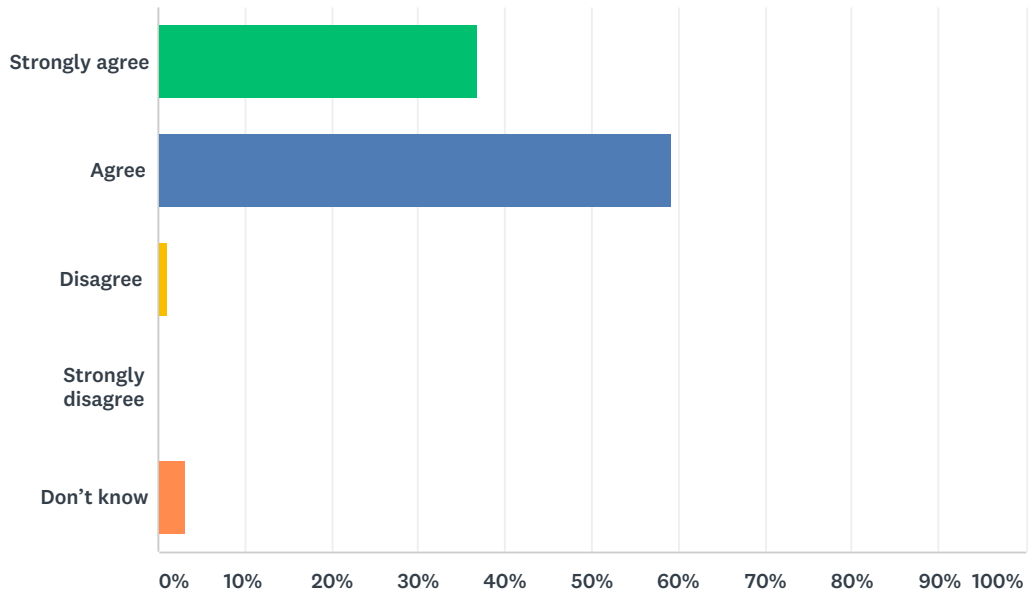
Answered: 98 Skipped: 2



ANSWER CHOICES	RESPONSES	
Strongly agree	22.45%	22
Agree	63.27%	62
Disagree	8.16%	8
Strongly disagree	4.08%	4
Don't know	2.04%	2
TOTAL		98

Q4 My child is encouraged at school to do his or her best.

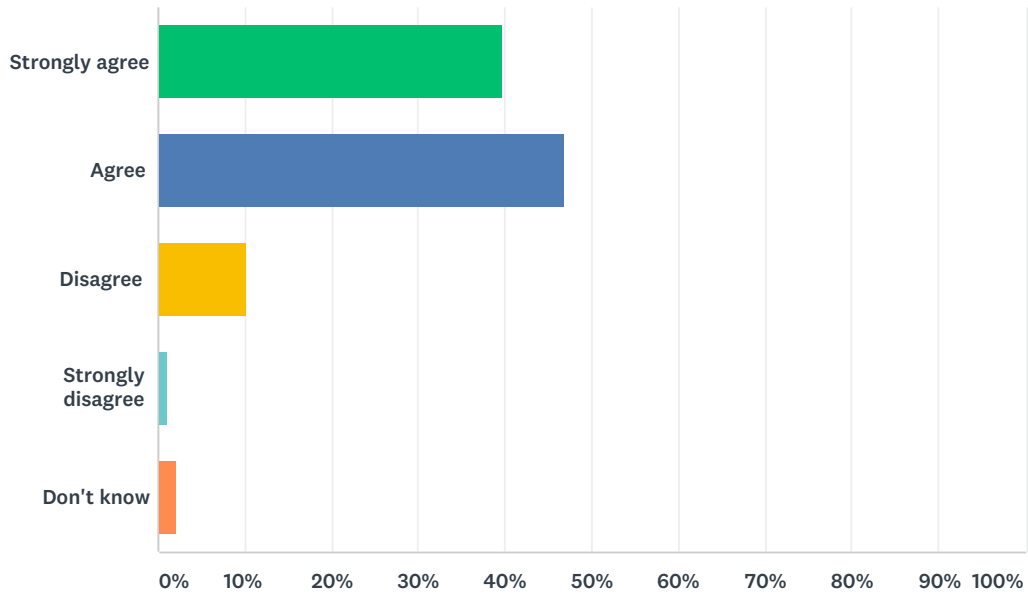
Answered: 98 Skipped: 2



ANSWER CHOICES	RESPONSES	
Strongly agree	36.73%	36
Agree	59.18%	58
Disagree	1.02%	1
Strongly disagree	0.00%	0
Don't know	3.06%	3
TOTAL		98

Q5 My child is demonstrating growth in literacy.

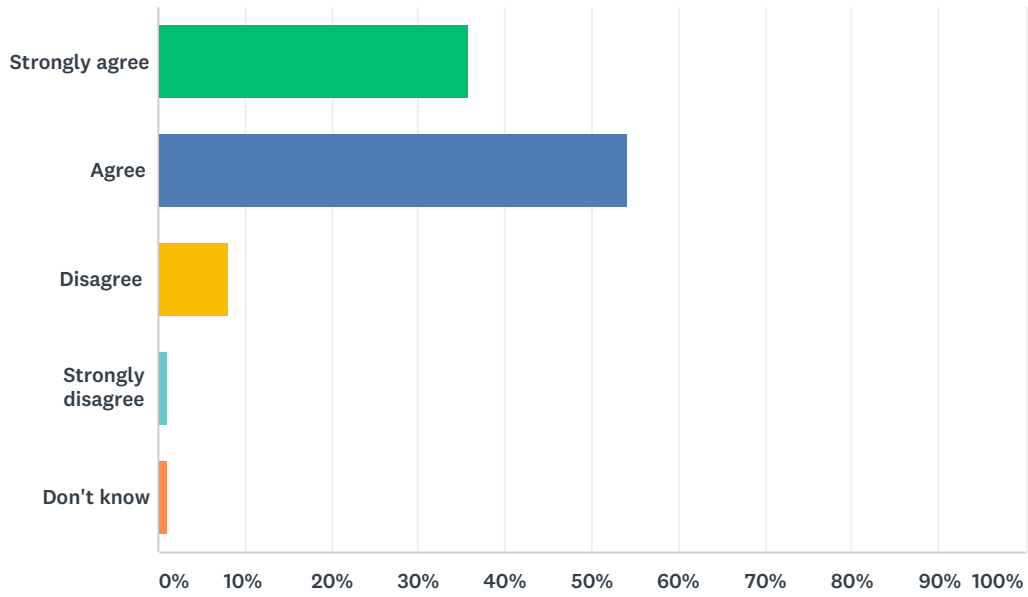
Answered: 98 Skipped: 2



ANSWER CHOICES	RESPONSES	
Strongly agree	39.80%	39
Agree	46.94%	46
Disagree	10.20%	10
Strongly disagree	1.02%	1
Don't know	2.04%	2
TOTAL		98

Q6 My child is demonstrating growth in numeracy.

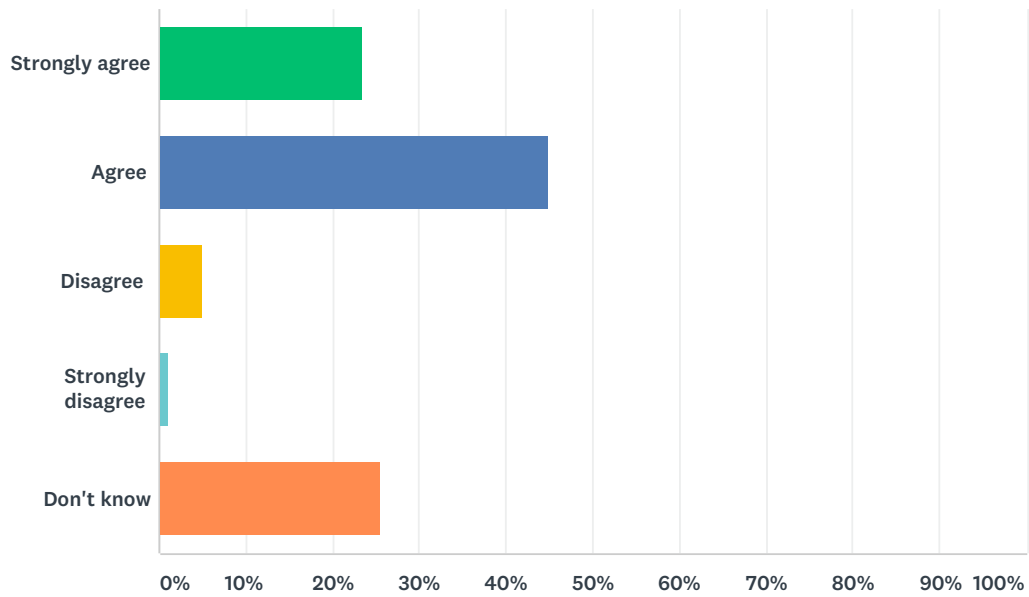
Answered: 98 Skipped: 2



ANSWER CHOICES	RESPONSES	
Strongly agree	35.71%	35
Agree	54.08%	53
Disagree	8.16%	8
Strongly disagree	1.02%	1
Don't know	1.02%	1
TOTAL		98

Q7 My child has an understanding of First Nations, Métis and Inuit culture and history.

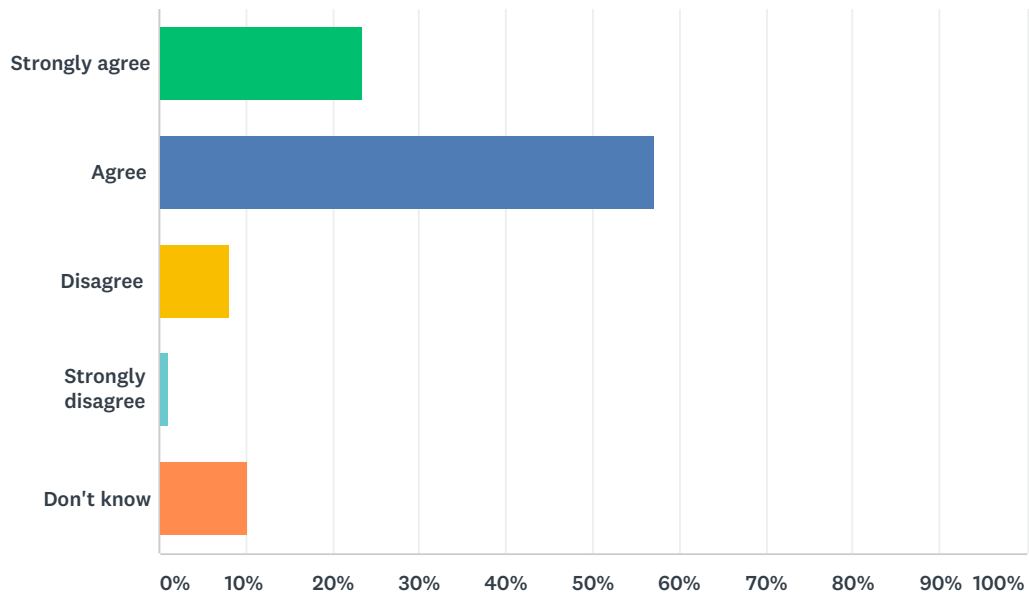
Answered: 98 Skipped: 2



ANSWER CHOICES	RESPONSES	
Strongly agree	23.47%	23
Agree	44.90%	44
Disagree	5.10%	5
Strongly disagree	1.02%	1
Don't know	25.51%	25
TOTAL		98

Q8 My child is being taught knowledge, skills and attitudes necessary to be successful in life.

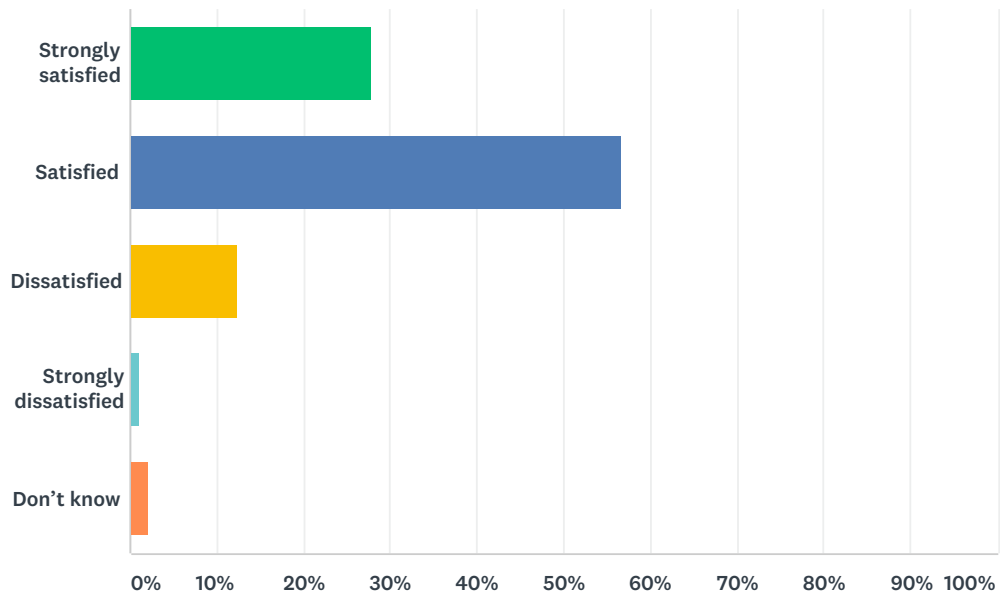
Answered: 98 Skipped: 2



ANSWER CHOICES	RESPONSES	
Strongly agree	23.47%	23
Agree	57.14%	56
Disagree	8.16%	8
Strongly disagree	1.02%	1
Don't know	10.20%	10
TOTAL		98

Q9 How satisfied are you with the quality of education your child is receiving at his or her school?

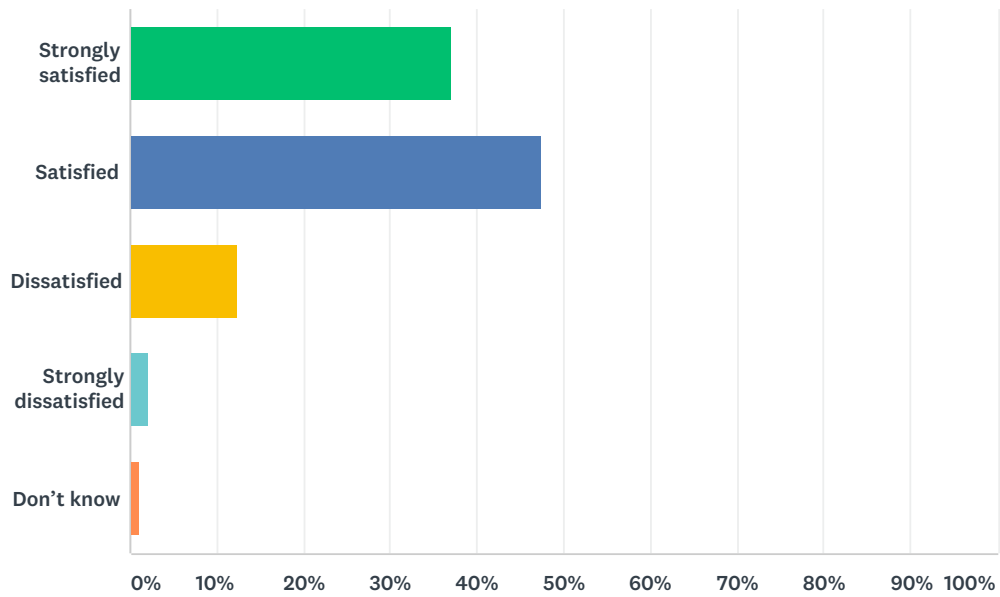
Answered: 97 Skipped: 3



ANSWER CHOICES	RESPONSES	
Strongly satisfied	27.84%	27
Satisfied	56.70%	55
Dissatisfied	12.37%	12
Strongly dissatisfied	1.03%	1
Don't know	2.06%	2
TOTAL		97

Q10 How satisfied are you with the quality of teaching at your child's school?

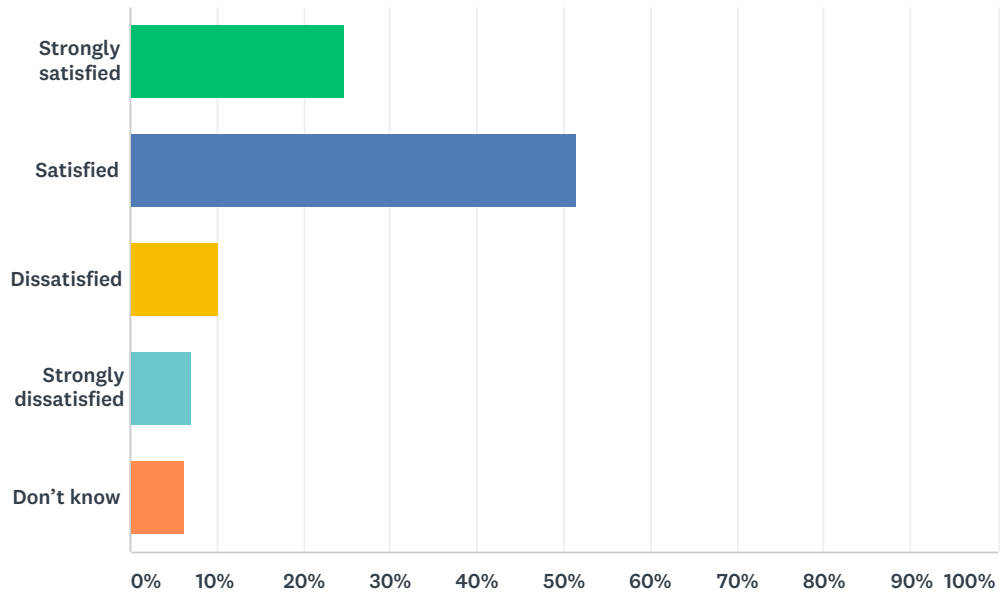
Answered: 97 Skipped: 3



ANSWER CHOICES	RESPONSES	
Strongly satisfied	37.11%	36
Satisfied	47.42%	46
Dissatisfied	12.37%	12
Strongly dissatisfied	2.06%	2
Don't know	1.03%	1
TOTAL		97

Q11 How satisfied are you with the leadership in your child's school?

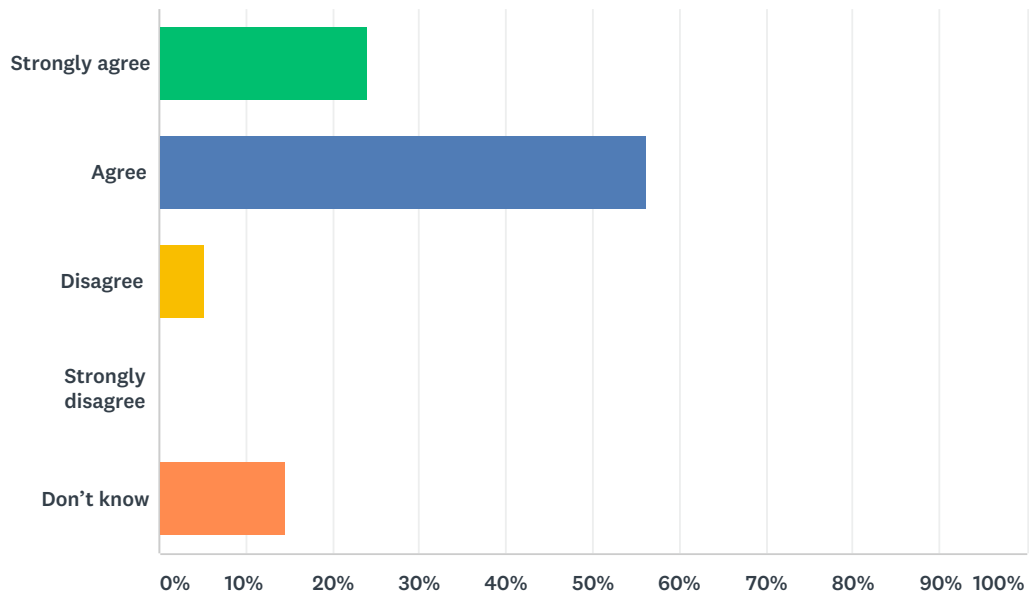
Answered: 97 Skipped: 3



ANSWER CHOICES	RESPONSES	
Strongly satisfied	24.74%	24
Satisfied	51.55%	50
Dissatisfied	10.31%	10
Strongly dissatisfied	7.22%	7
Don't know	6.19%	6
TOTAL		97

Q12 The rights and responsibilities of citizenship are reinforced in my child's school.

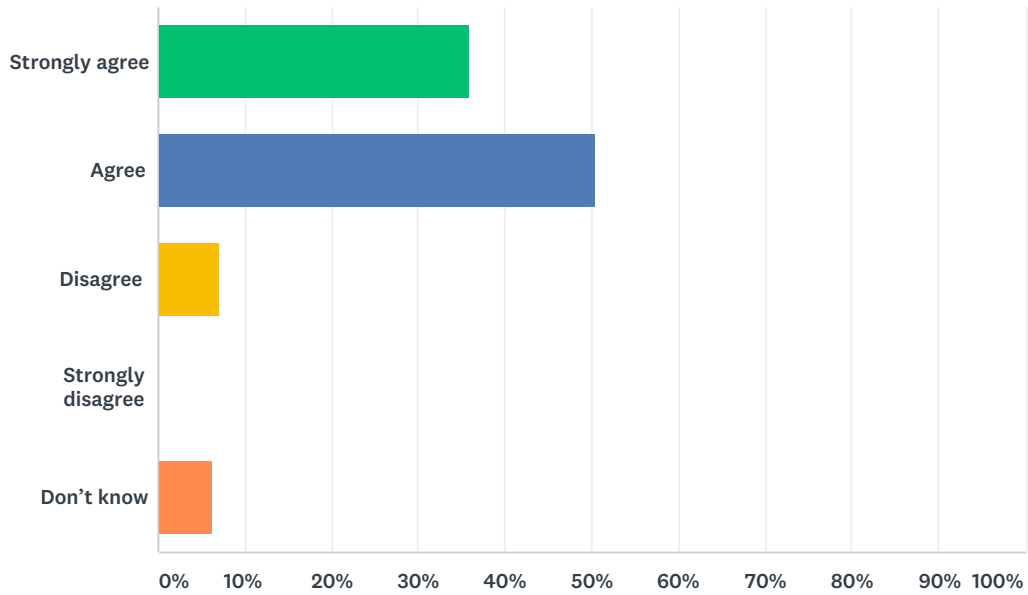
Answered: 96 Skipped: 4



ANSWER CHOICES	RESPONSES	
Strongly agree	23.96%	23
Agree	56.25%	54
Disagree	5.21%	5
Strongly disagree	0.00%	0
Don't know	14.58%	14
TOTAL		96

Q13 The school staff care about my child.

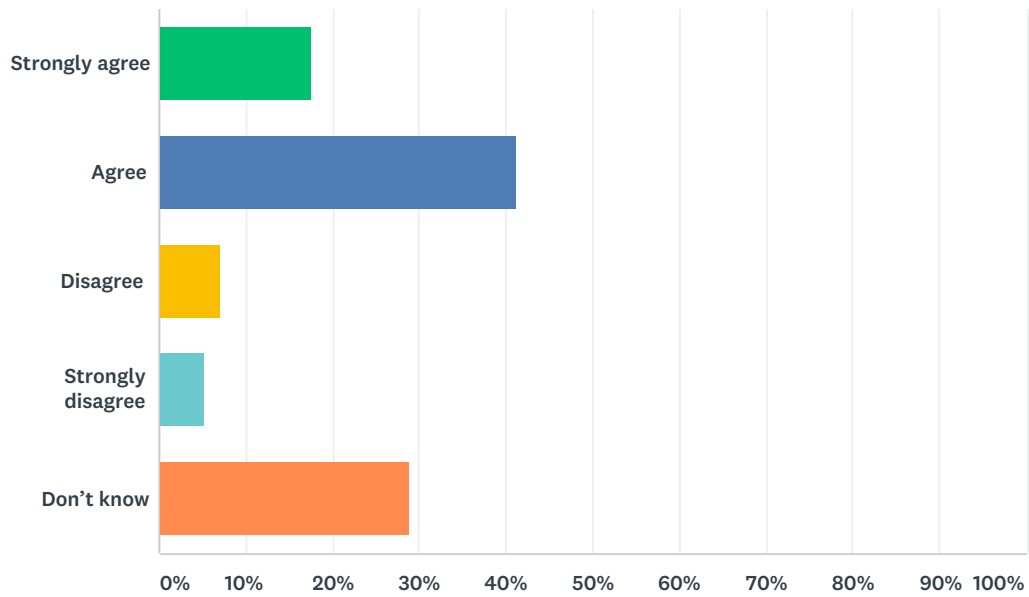
Answered: 97 Skipped: 3



ANSWER CHOICES	RESPONSES	
Strongly agree	36.08%	35
Agree	50.52%	49
Disagree	7.22%	7
Strongly disagree	0.00%	0
Don't know	6.19%	6
TOTAL		97

Q14 Discipline is handled in a fair and reasonable manner in my child's school.

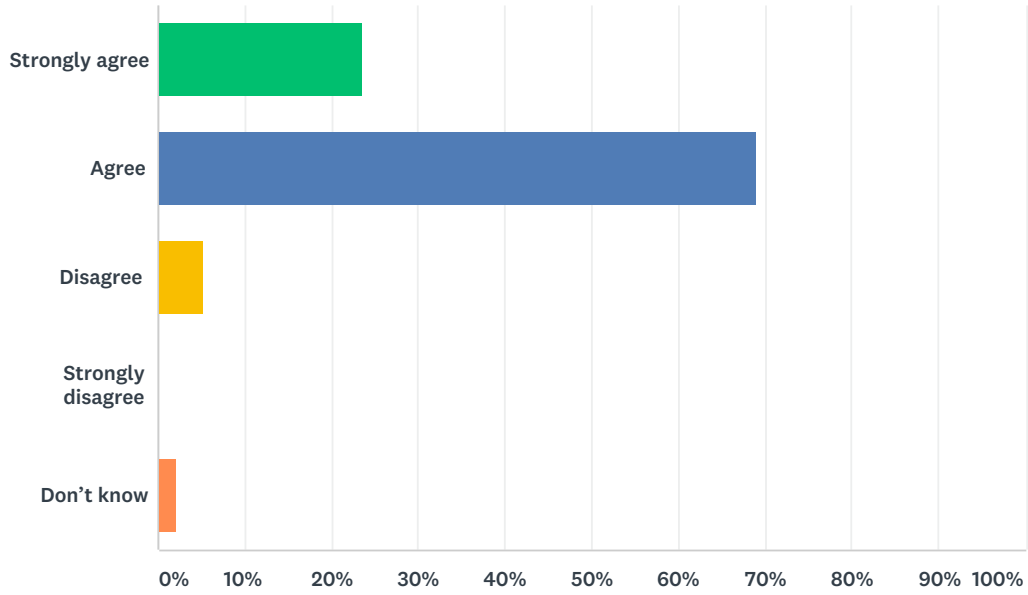
Answered: 97 Skipped: 3



ANSWER CHOICES	RESPONSES	
Strongly agree	17.53%	17
Agree	41.24%	40
Disagree	7.22%	7
Strongly disagree	5.15%	5
Don't know	28.87%	28
TOTAL		97

Q15 My child's school is safe.

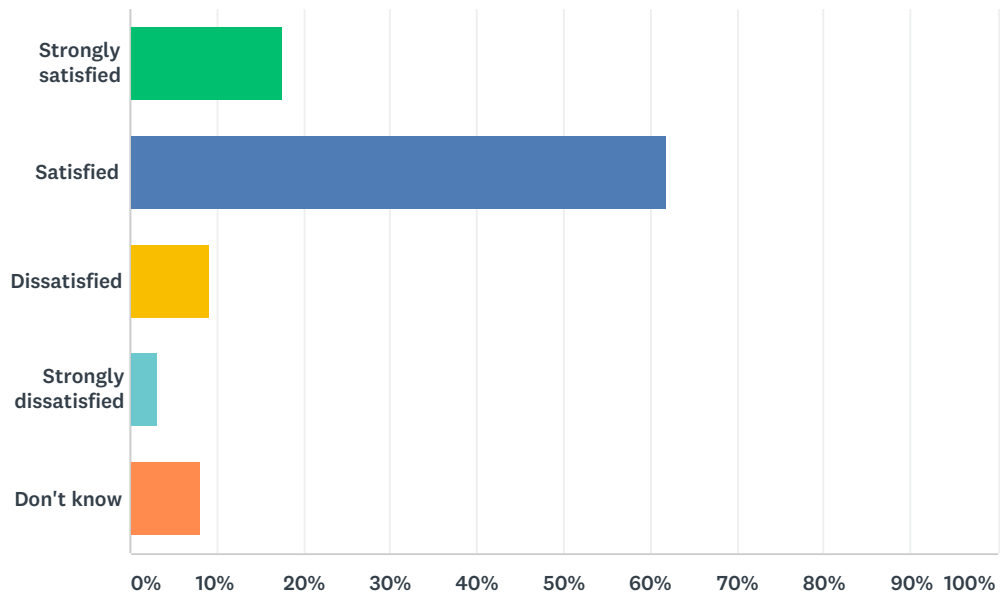
Answered: 97 Skipped: 3



ANSWER CHOICES	RESPONSES	
Strongly agree	23.71%	23
Agree	69.07%	67
Disagree	5.15%	5
Strongly disagree	0.00%	0
Don't know	2.06%	2
TOTAL		97

Q16 How satisfied are you with the resources available to support your child's learning?

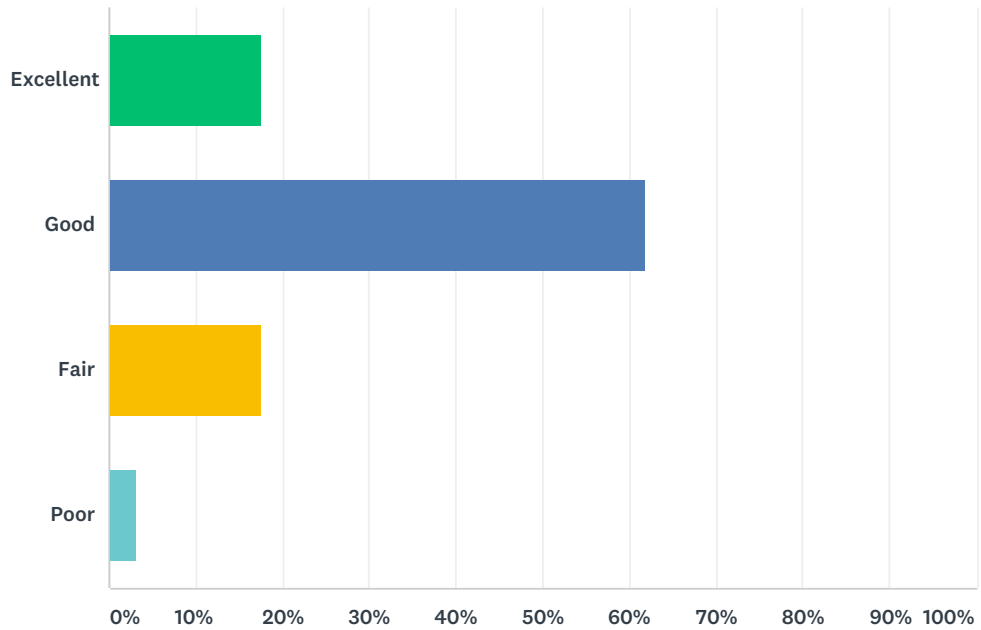
Answered: 97 Skipped: 3



ANSWER CHOICES	RESPONSES	
Strongly satisfied	17.53%	17
Satisfied	61.86%	60
Dissatisfied	9.28%	9
Strongly dissatisfied	3.09%	3
Don't know	8.25%	8
TOTAL		97

Q17 How would you rate the physical condition of your child's school?

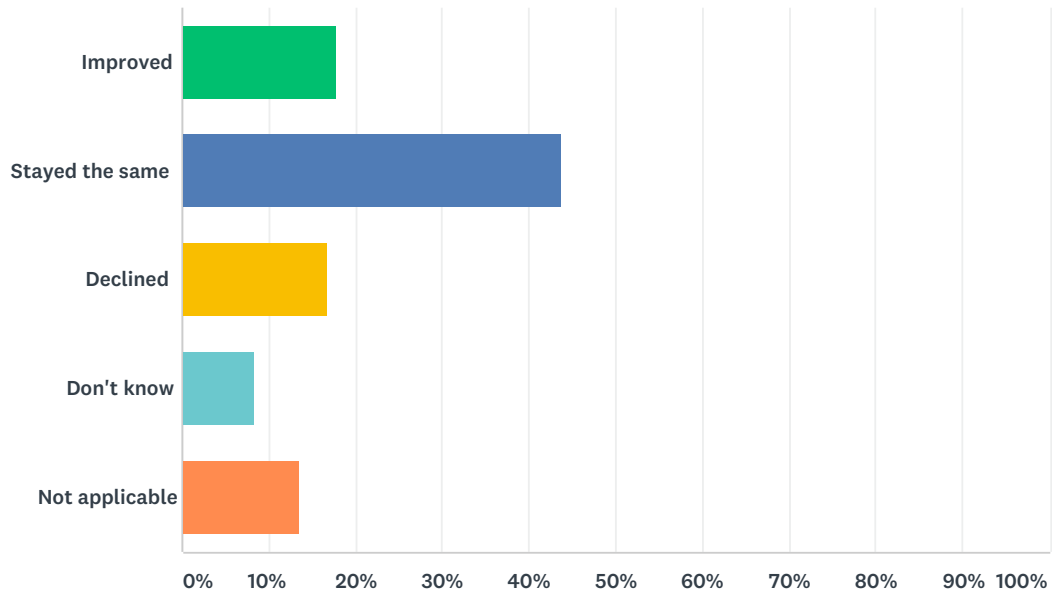
Answered: 97 Skipped: 3



ANSWER CHOICES	RESPONSES	
Excellent	17.53%	17
Good	61.86%	60
Fair	17.53%	17
Poor	3.09%	3
TOTAL		97

Q18 In your opinion, has the quality of education your child has experienced at school improved, stayed the same or declined in the past three years?

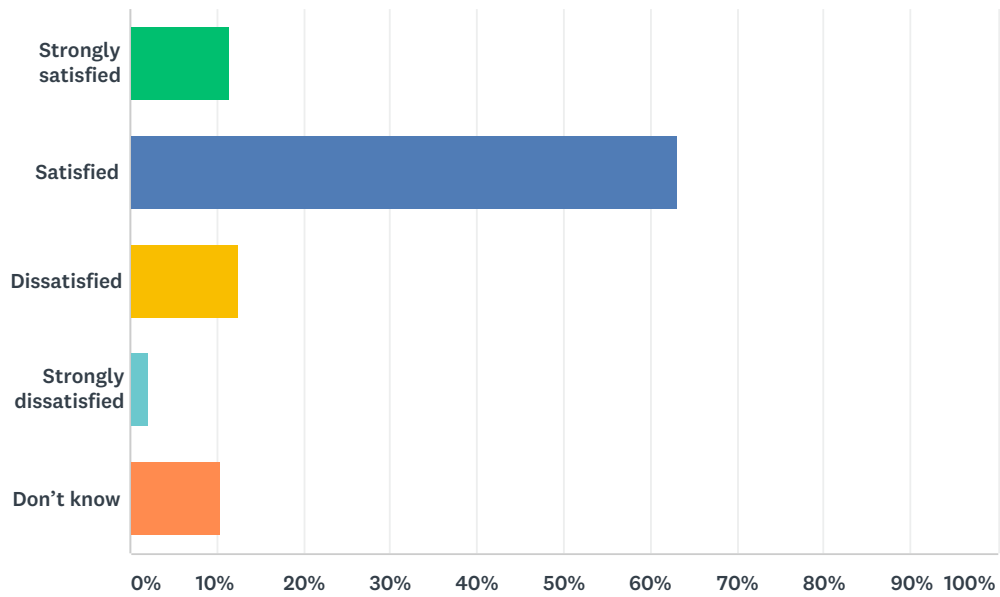
Answered: 96 Skipped: 4



ANSWER CHOICES	RESPONSES	
Improved	17.71%	17
Stayed the same	43.75%	42
Declined	16.67%	16
Don't know	8.33%	8
Not applicable	13.54%	13
TOTAL		96

Q19 How satisfied are you with the opportunity to be involved in decisions at your child's school?

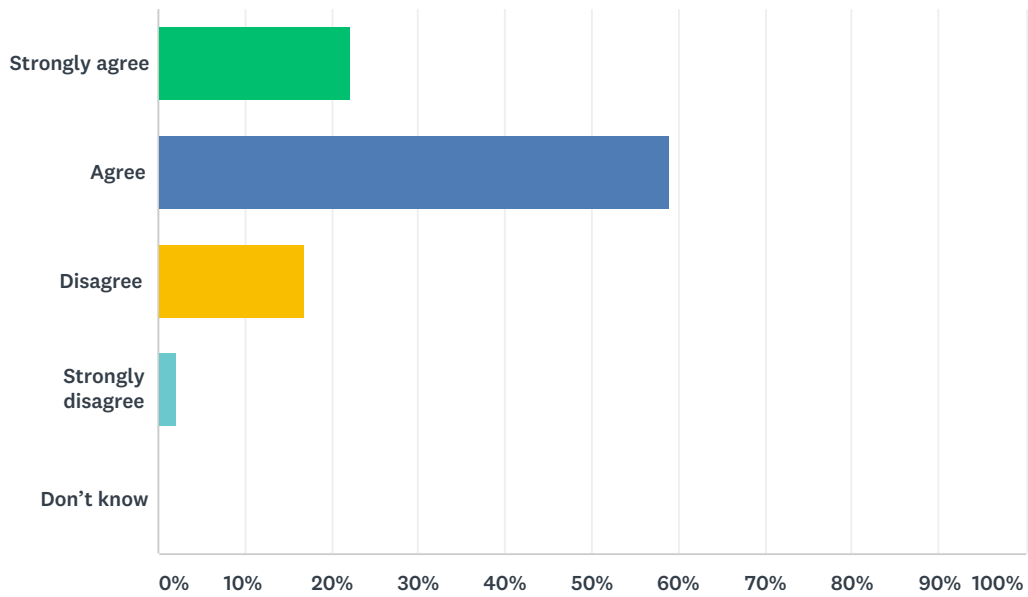
Answered: 95 Skipped: 5



ANSWER CHOICES	RESPONSES	
Strongly satisfied	11.58%	11
Satisfied	63.16%	60
Dissatisfied	12.63%	12
Strongly dissatisfied	2.11%	2
Don't know	10.53%	10
TOTAL		95

Q20 The school keeps me informed about my child's progress and achievement.

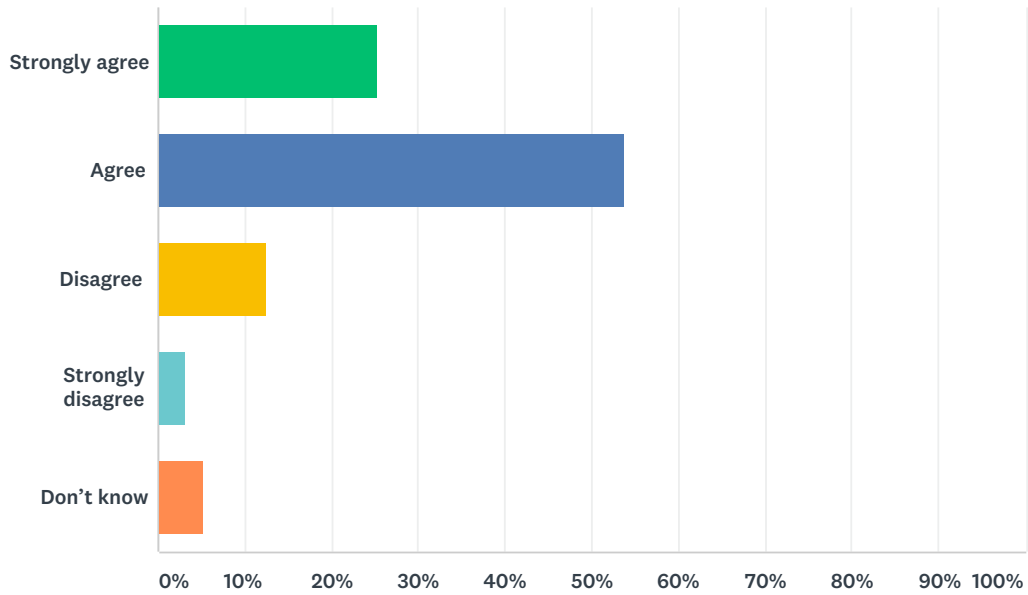
Answered: 95 Skipped: 5



ANSWER CHOICES	RESPONSES	
Strongly agree	22.11%	21
Agree	58.95%	56
Disagree	16.84%	16
Strongly disagree	2.11%	2
Don't know	0.00%	0
TOTAL		95

Q21 There is open and honest communication within my child's school.

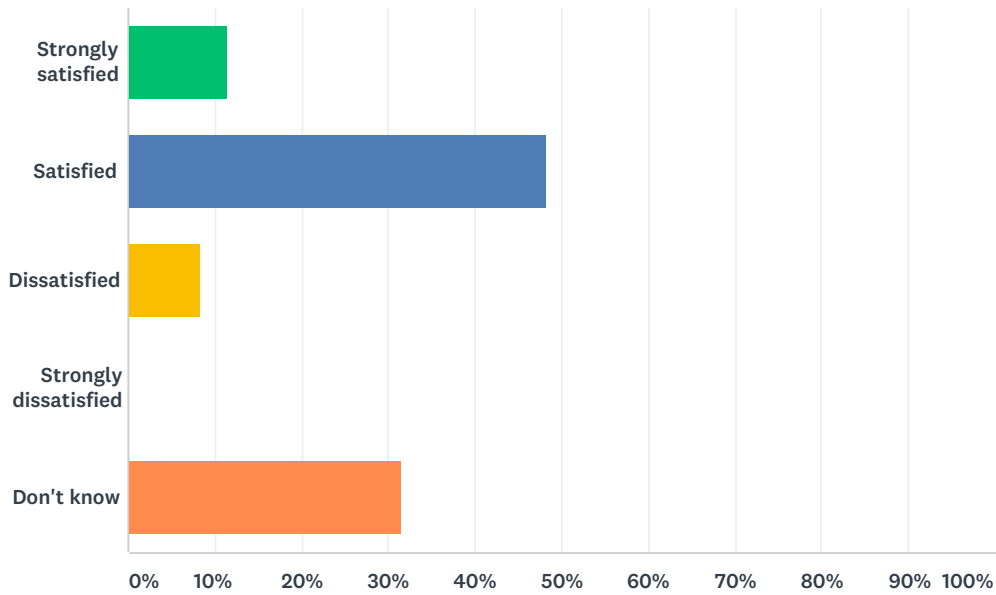
Answered: 95 Skipped: 5



ANSWER CHOICES	RESPONSES	
Strongly agree	25.26%	24
Agree	53.68%	51
Disagree	12.63%	12
Strongly disagree	3.16%	3
Don't know	5.26%	5
TOTAL		95

Q22 How satisfied are you with the community partnerships that may be established at your school? For example: Saffron, KEYS program, Green Certificate, lunch programs, after-school programs, RAP, Tools for School, Scratch Day, Entrepreneurial Adventure, scholarships/grants, etc.

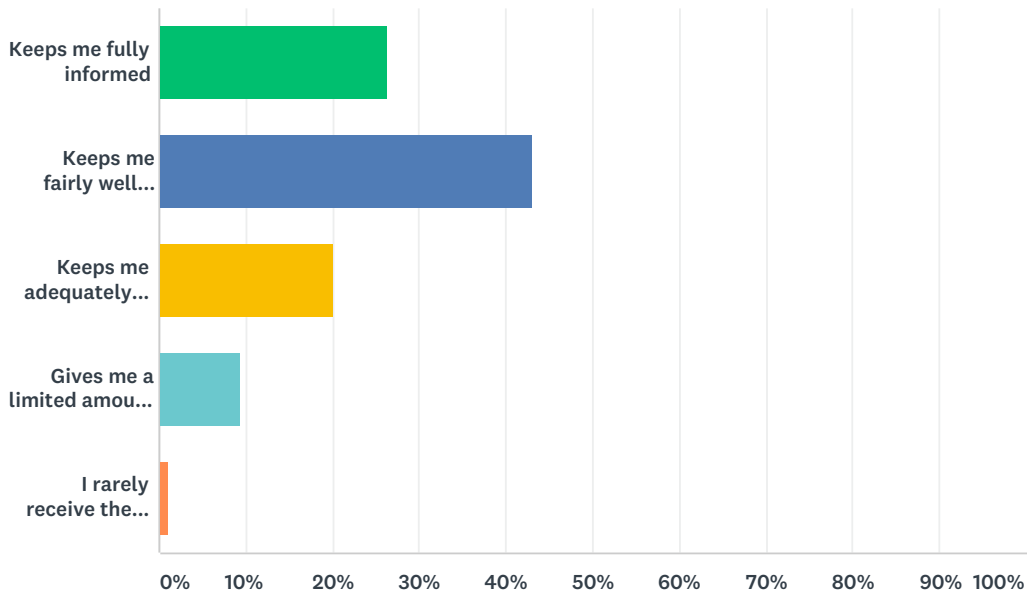
Answered: 95 Skipped: 5



ANSWER CHOICES	RESPONSES	
Strongly satisfied	11.58%	11
Satisfied	48.42%	46
Dissatisfied	8.42%	8
Strongly dissatisfied	0.00%	0
Don't know	31.58%	30
TOTAL		95

Q23 Elk Island Public Schools appreciates the opportunity to stay connected with parents about news, activities, programs and other matters of importance. What is your impression of the communication you receive from your child's school?

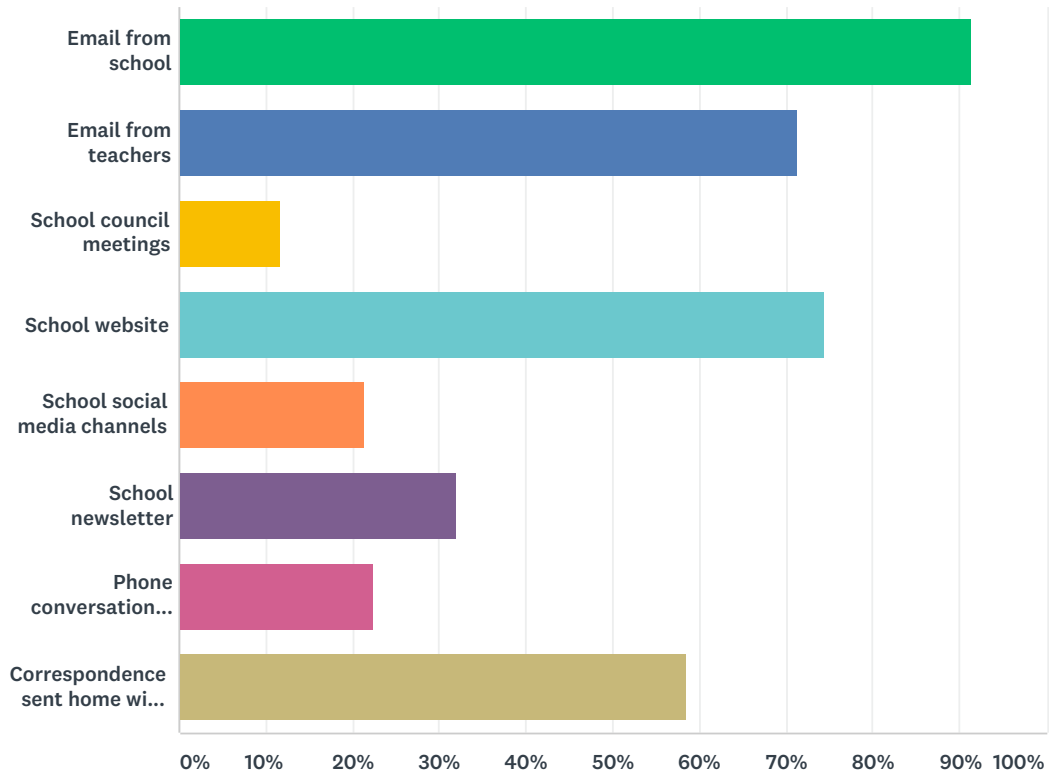
Answered: 95 Skipped: 5



ANSWER CHOICES	RESPONSES	
Keeps me fully informed	26.32%	25
Keeps me fairly well informed	43.16%	41
Keeps me adequately informed	20.00%	19
Gives me a limited amount of information	9.47%	9
I rarely receive the information I need	1.05%	1
TOTAL		95

Q24 Do you regularly make use of the following to keep up to date on school activities, programs, etc.? Check all that apply.

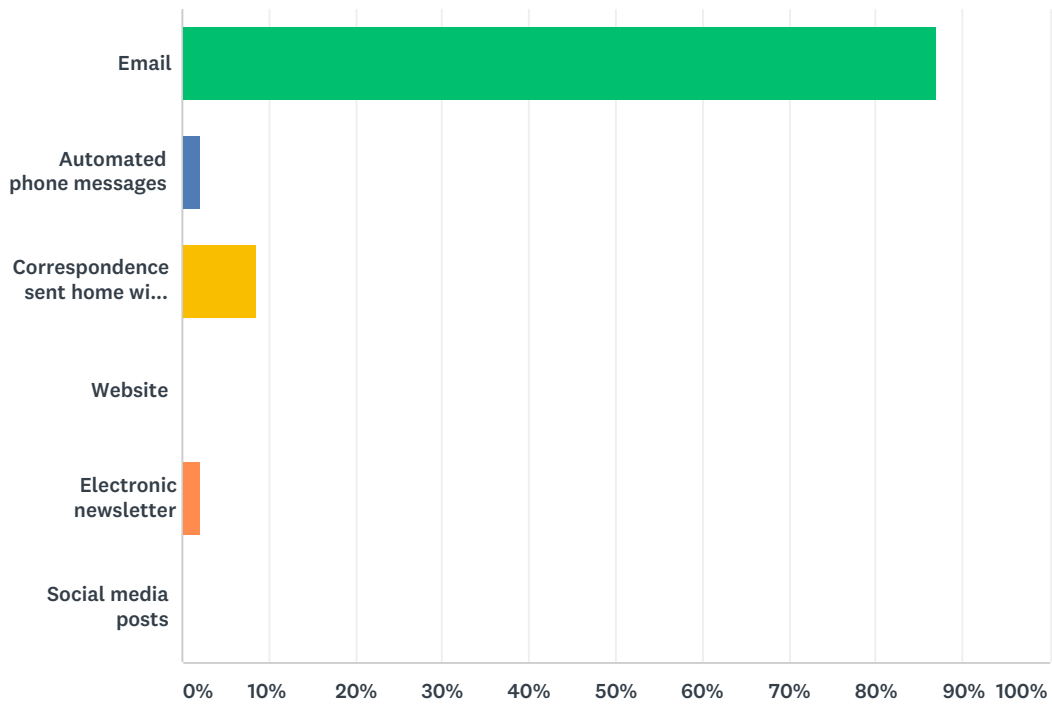
Answered: 94 Skipped: 6



ANSWER CHOICES	RESPONSES	
Email from school	91.49%	86
Email from teachers	71.28%	67
School council meetings	11.70%	11
School website	74.47%	70
School social media channels	21.28%	20
School newsletter	31.91%	30
Phone conversations with the school or teachers	22.34%	21
Correspondence sent home with your child	58.51%	55
Total Respondents: 94		

Q25 What is your most preferred method of communication from the school and Division?

Answered: 93 Skipped: 7

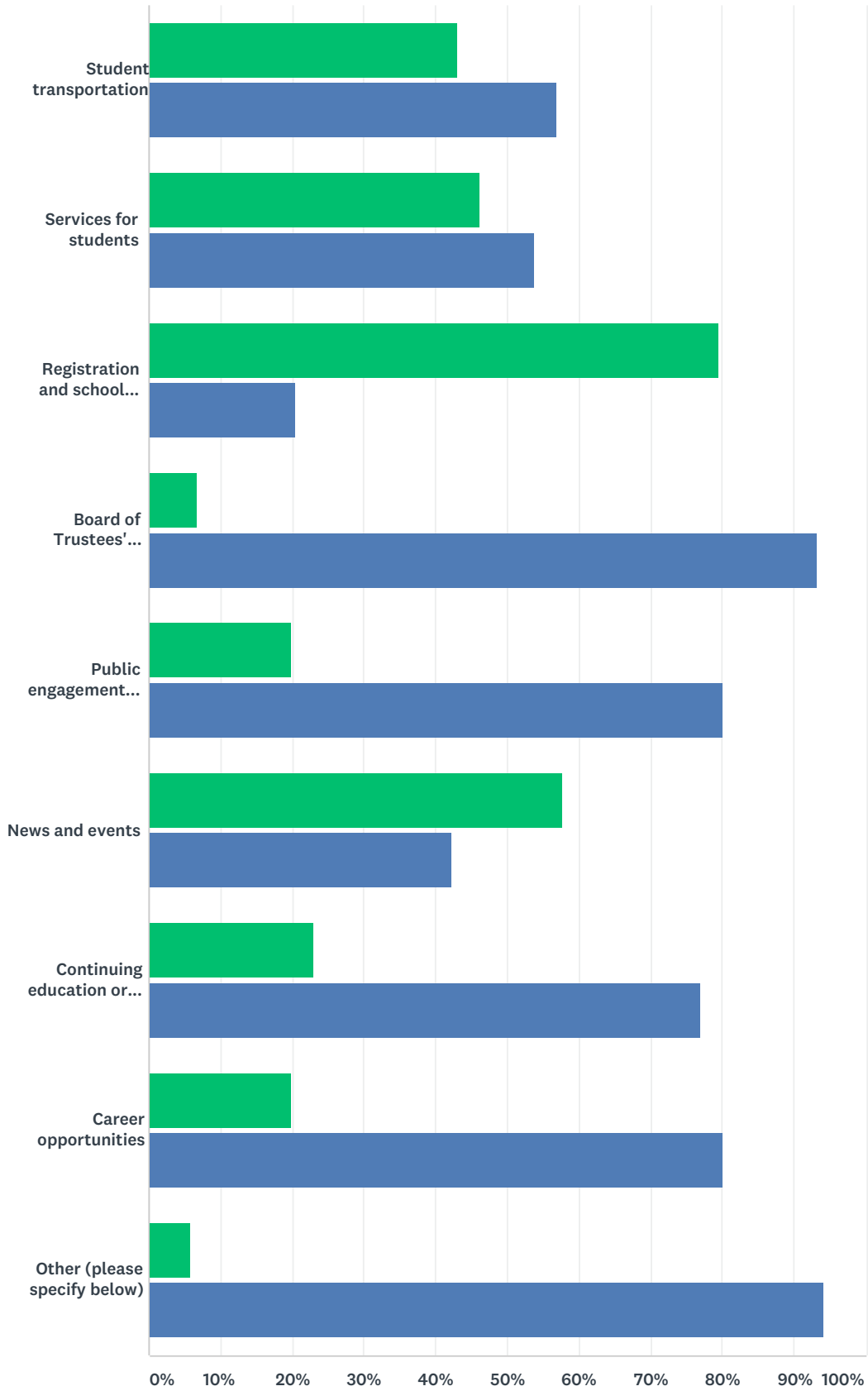


ANSWER CHOICES	RESPONSES	
Email	87.10%	81
Automated phone messages	2.15%	2
Correspondence sent home with your child	8.60%	8
Website	0.00%	0
Electronic newsletter	2.15%	2
Social media posts	0.00%	0
TOTAL		93

Q26 Do you visit the Division website (www.eips.ca) for information on:

Answered: 94 Skipped: 6

EIPS Parent Survey 2018-19



Yes No

	YES	NO	TOTAL	WEIGHTED AVERAGE
--	-----	----	-------	------------------

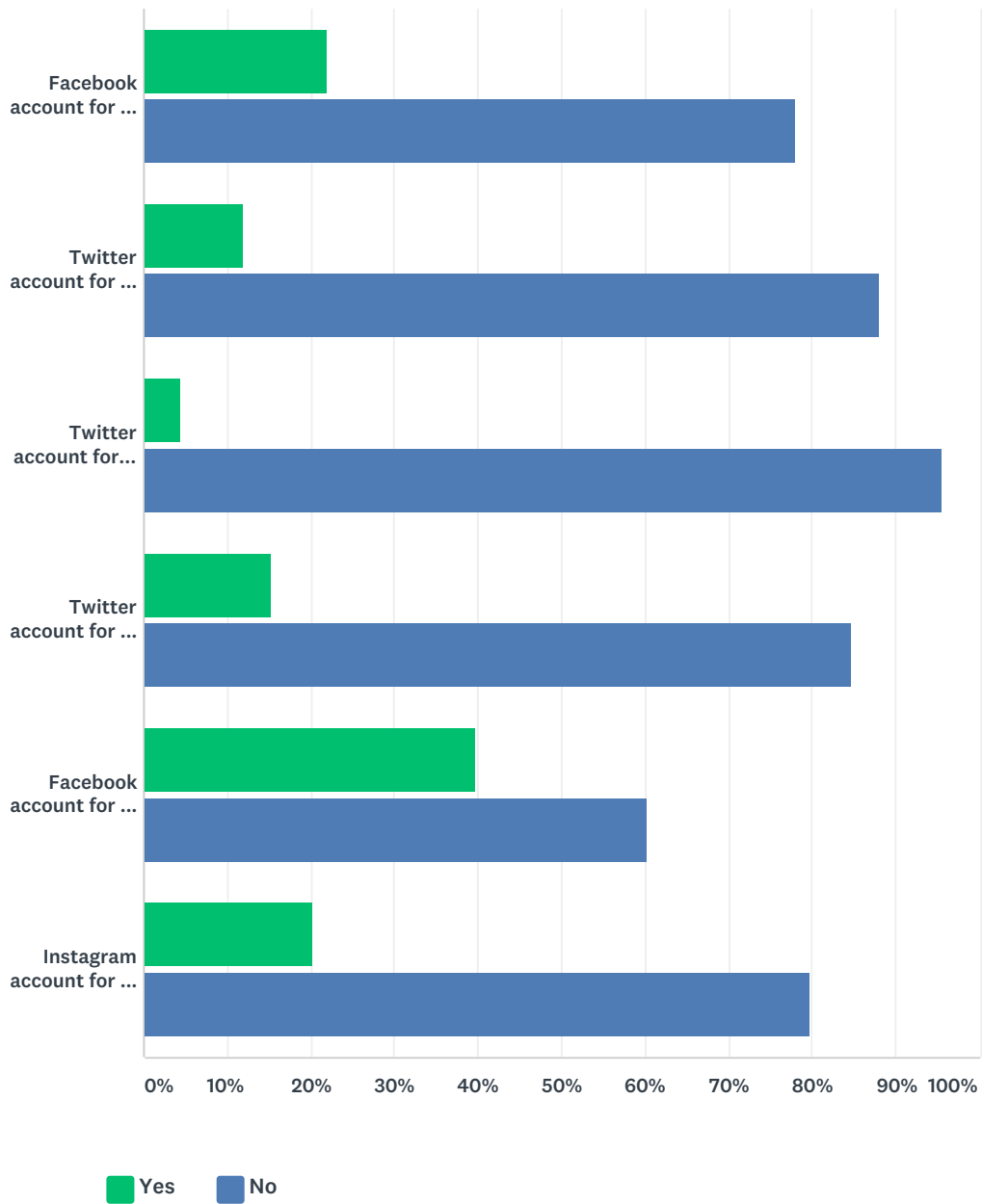
EIPS Parent Survey 2018-19

Student transportation	43.01% 40	56.99% 53	93	1.43
Services for students	46.24% 43	53.76% 50	93	1.46
Registration and school boundaries	79.57% 74	20.43% 19	93	1.80
Board of Trustees' meetings	6.59% 6	93.41% 85	91	1.07
Public engagement initiatives	19.78% 18	80.22% 73	91	1.20
News and events	57.78% 52	42.22% 38	90	1.58
Continuing education or summer courses	23.08% 21	76.92% 70	91	1.23
Career opportunities	19.78% 18	80.22% 73	91	1.20
Other (please specify below)	5.88% 4	94.12% 64	68	1.06

#	OTHER:	DATE
1	Calendar	3/22/2019 8:54 AM
2	Calendars	3/13/2019 3:37 PM
3	School year schedule	3/11/2019 2:25 PM

Q27 The Division and schools often share news and information on social media. Do you follow:

Answered: 94 Skipped: 6



	YES	NO	TOTAL	WEIGHTED AVERAGE
Facebook account for the Division (Facebook.com/ElkIslandPublicSchools)	21.98% 20	78.02% 71	91	1.22
Twitter account for the Division (@eips)	11.96% 11	88.04% 81	92	1.12
Twitter account for EIPS Student Transportation (@eipsST)	4.44% 4	95.56% 86	90	1.04
Twitter account for my child's school	15.22% 14	84.78% 78	92	1.15

EIPS Parent Survey 2018-19

Facebook account for my child's school, if applicable	39.78%	60.22%		
	37	56	93	1.40
<hr/>				
Instagram account for my child's school, if applicable	20.21%	79.79%		
	19	75	94	1.20