

# School Education Plan

---

Brentwood Elementary

2025-26



# School Education Plan for the 2025-26 School Year

## Brentwood Elementary

### SCHOOL GOAL 1

---

Implement targeted strategies and informed practices for continued growth in reading and writing

#### Related Division Goals

- Priority 1, Goal 2: Promote Growth and Success for All Students; Success for Every Student.
- Priority 2, Goal 1: Enhance High-Quality Learning and Working Environments; A Culture of Excellence and Accountability.
- Priority 2, Goal 2: Enhance High-Quality Learning and Working Environments; Positive Learning and Working Environments.

# School Education Plan for the 2025-26 School Year

## Brentwood Elementary

### Strategy

Complete Baseline Writing Assessments within the first two weeks of September, Grades 1-6

Participate in the EIPS Writing Assessment Program

Dedicating time to collaborate about writing assessment and triangulation of data

Utilize literacy tools such as Jennifer Serravallo's Writing and Reading Strategies, Tim Rasinski's Mega Book of Fluency, Tara West's Science of Reading, Words their Way, Writer's and Reader's Workshop, Heggerty, UFLI, Fountas and Pinnell, EIPS Created Literacy Resources

Levelled Literacy Instruction (LLI), book clubs, and guided reading as supports for small group instruction.





Genre, decodable, and levelled book carts for grades 1 to 6

When necessary, the DRT-2 and the RRSST will be used to assess students to inform needed supports

## School Education Plan for the 2025-26 School Year

### Brentwood Elementary

#### Measure Results

Priority	Goal	Measure	Description	2022-23	2023-24	2024-25	Trendline
P1	G2	M32	The percentage of students who achieved the standard of excellence in: Grade 6 Language Arts PAT.	20.70%	No Result	No Result	
P1	G2	M37	The percentage of families who agree the literacy skills their child's learning at school are useful.	94.10%	88.90%	85.20%	
P1	G2	M38	The percentage of EIPS stakeholders who agree students are demonstrating growth in literacy.	91.09%	87.32%	87.50%	
P1	G2	M193	The percentage of students who achieved the acceptable standard in: Grade 6 Language Arts PAT.	93.10%	No Result	No Result	

#### Other Measures

The percentage of kindergarten children meeting the EIPS Kindergarten Developmental Assessment Milestones

DRT-2, RRST, GoA assessments

EIPS Baseline and Term Writing Assessments

# School Education Plan for the 2025-26 School Year

Brentwood Elementary

## SCHOOL GOAL 2

---

Implement targeted strategies and informed practices for continued growth in numeracy.

### Related Division Goals

- Priority 1, Goal 2: Promote Growth and Success for All Students; Success for Every Student.
- Priority 2, Goal 1: Enhance High-Quality Learning and Working Environments; A Culture of Excellence and Accountability.
- Priority 2, Goal 2: Enhance High-Quality Learning and Working Environments; Positive Learning and Working Environments.

### Strategy

The utilization of Guided math, daily math, math groupings and other strategies to provide differentiated instruction and support for students

The utilization of VNPS, Math Fact Fluency kits, number talks, and other strategies to create thinking classrooms in math





Use of multimodal learning opportunities such as the use of manipulatives, online applications, math journals, games, and hands-on activities to increase learning and engagement

Professional Learning to support efficacy in numeracy instruction

## School Education Plan for the 2025-26 School Year

### Brentwood Elementary

#### Measure Results

Priority	Goal	Measure	Description	2022-23	2023-24	2024-25	Trendline
P1	G2	M44	The percentage of families who agree the numeracy skills their child's learning at school are useful.	88.20%	66.70%	96.30%	
P1	G2	M45	The percentage of students who achieve the standard of excellence in: Grade 6 Mathematics PAT.	31.00%	No Result	No Result	
P1	G2	M46	The percentage of EIPS stakeholders who agree students are demonstrating growth in numeracy.	89.11%	84.72%	92.41%	
P1	G2	M200	The percentage of students who achieve the acceptable standard in: Grade 6 Mathematics PAT.	87.90%	No Result	No Result	

#### Other Measures

GoA Numeracy Screener Assessment

NCAT assessment

# School Education Plan for the 2025-26 School Year

Brentwood Elementary

## SCHOOL GOAL 3

---

To increase engagement with stakeholders through enhanced communication, school events, parent council activities, and student groups as informed through various measures including district and provincial survey.

### Related Division Goals

- Priority 2, Goal 2: Enhance High-Quality Learning and Working Environments; Positive Learning and Working Environments.
- Priority 3, Goal 1: Enhance Public Education Through Effective Engagement; Parent and Caregiver Engagement.
- Priority 3, Goal 2: Enhance Public Education Through Effective Engagement; Engaged and effective Governance.

# School Education Plan for the 2025-26 School Year

## Brentwood Elementary

### Strategy

Meet the teacher prior to the beginning of the school year to welcome parents and students

The use of school newsletters, social media posts, and class newsletters

Emphasis on community engagement events such as Read in Week, Week of Inspirational Math, Art Gallery Walk, First Nations Métis and Inuit events, Literacy or Numeracy Evenings, Christmas events, school assemblies, and chapels

Involving students in activities outside of the classroom with groups like sports teams, clubs and leadership opportunities

Strong collaboration with School Council to increase parent and community engagement through a number of key events throughout the year, such as family dance, movie night, hot lunch, and Brentwood in Motion

Continued collaboration with EILS (Elk Island Logos Society) to provide faith-based opportunities for our Logos students and families

Involvement with community partners such as Linking Generations, Strathcona County Library, BBS, FRN, and BGC?

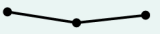





Use of positive referrals and achievement certificates to promote excellence and a positive school culture



## School Education Plan for the 2025-26 School Year

### Brentwood Elementary



#### Measure Results

Priority	Goal	Measure	Description	2022-23	2023-24	2024-25	Trendline
P1	G2	M58	The percentage of teachers, families and students who agree learners are engaged in their learning.	86.20%	76.10%	83.10%	
P2	G1	M69	The percentage of EIPS staff who agree my colleagues are committed to doing quality work.	84.00%	100.00%	92.00%	
P2	G2	M86	The percentage of students who agree their teachers care about them.	96.00%	98.30%	94.10%	
P2	G2	M87	The percentage of EIPS staff who agree someone at work cares about me as a person.	96.00%	100.00%	100.00%	
P2	G2	M88	The percentage of EIPS stakeholders who agree staff care about students at their school.	93.88%	89.86%	94.81%	
P3	G1	M126	The percentage of EIPS stakeholders who agree there is open and honest communication within their/their child's school.	84.85%	80.30%	89.33%	

# School Education Plan for the 2025-26 School Year

## Brentwood Elementary

### Measure Results

Priority	Goal	Measure	Description	2022-23	2023-24	2024-25	Trendline
P3	G1	M127	The percentage of EIPS stakeholders who agree students and families are kept informed about students' progress and achievement.	88.89%	80.30%	89.19%	
P3	G1	M128	The percentage of teachers, families satisfied with parental involvement in decisions about their child's education.	88.00%	86.00%	74.90%	
P3	G1	M130	The percentage of EIPS stakeholders satisfied with the opportunities provided to parents and caregivers to be involved in their child's education.	88.89%	80.30%	87.84%	