



### Q1 Please indicate the school your child attends.

Answered: 71 Skipped: 0



EIPS Parent Survey November 2015



Answer Choices	Responses
----------------	-----------

EIPS Parent Survey November 2015

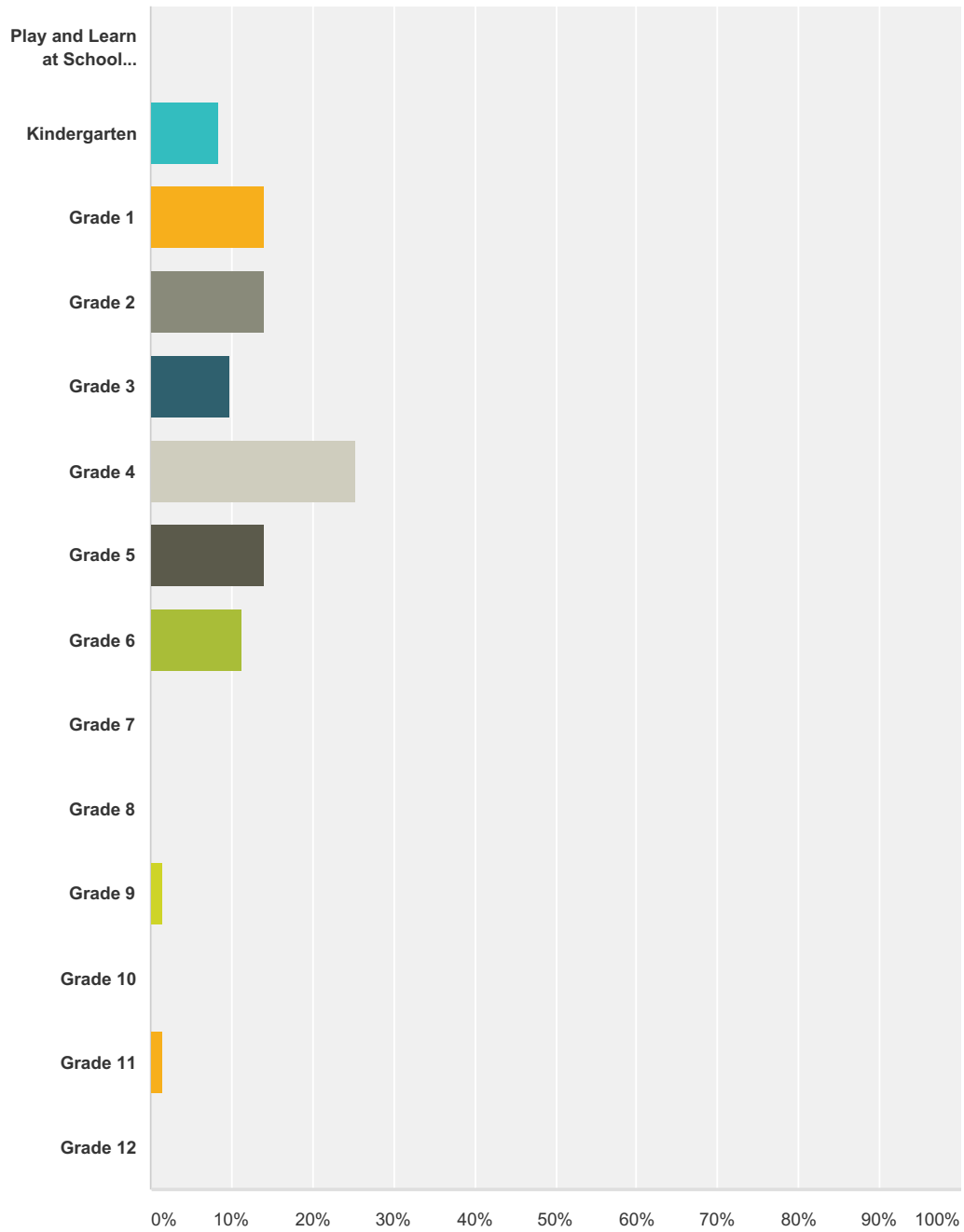
Brentwood	100.00%	71
A.L. Horton	0.00%	0
Andrew	0.00%	0
Ardrossan Elementary	0.00%	0
Ardrossan Junior Senior	0.00%	0
Bev Facey	0.00%	0
Bruderheim	0.00%	0
Clover Bar	0.00%	0
Ecole Campbelltown	0.00%	0
Ecole Parc	0.00%	0
F.R. Haythorne	0.00%	0
Ft. Sask. Christian	0.00%	0
Ft. Sask. Elementary	0.00%	0
Ft. Sask. Sr. High	0.00%	0
Fultonvale	0.00%	0
Glen Allan	0.00%	0
James Mowat	0.00%	0
Lakeland Ridge	0.00%	0
Lamont Elementary	0.00%	0
Lamont High	0.00%	0
Mills Haven	0.00%	0
Ministik	0.00%	0
Mundare	0.00%	0
NextStep/Outreach	0.00%	0
Pine Street	0.00%	0
Rudolph Hennig	0.00%	0
Salisbury	0.00%	0
Sherwood Heights	0.00%	0
SCA Elementary	0.00%	0
SCA Secondary	0.00%	0
Uncas	0.00%	0
Vegreville Composite	0.00%	0
Wes Hosford	0.00%	0
Westboro	0.00%	0

## EIPS Parent Survey November 2015

Win Ferguson	0.00%	0
Woodbridge Farms	0.00%	0
Wye	0.00%	0
<b>Total</b>		<b>71</b>

## Q2 Please indicate your child's grade.

Answered: 71 Skipped: 0



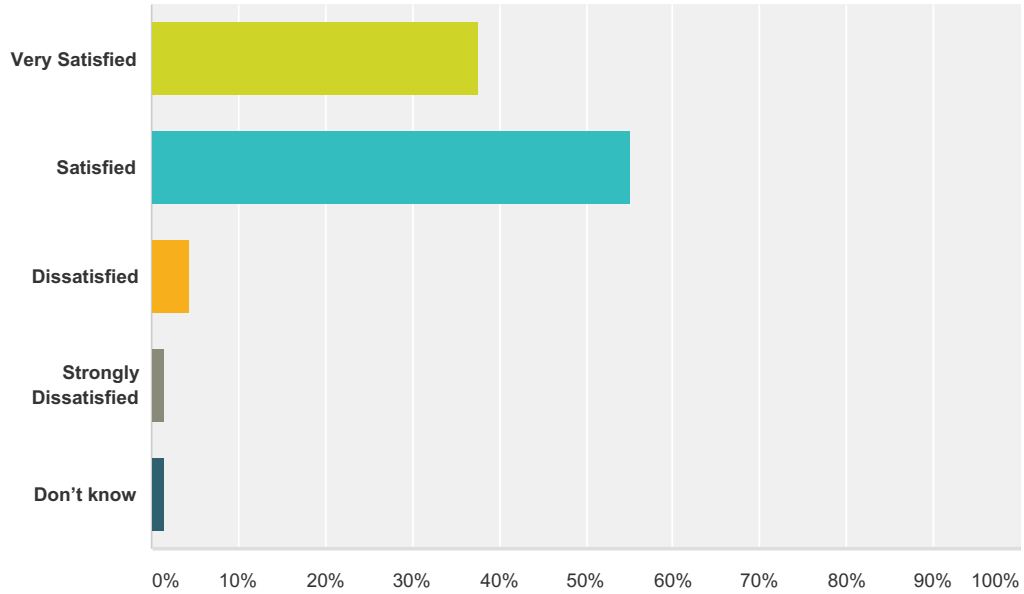
Answer Choices	Responses
Play and Learn at School (PALS)	0.00% 0
Kindergarten	8.45% 6
Grade 1	14.08% 10
Grade 2	14.08% 10
Grade 3	9.86% 7

## EIPS Parent Survey November 2015

Grade 4	25.35%	18
Grade 5	14.08%	10
Grade 6	11.27%	8
Grade 7	0.00%	0
Grade 8	0.00%	0
Grade 9	1.41%	1
Grade 10	0.00%	0
Grade 11	1.41%	1
Grade 12	0.00%	0
<b>Total</b>		<b>71</b>

### Q3 How satisfied are you with the quality of education that your child is receiving at his/her school?

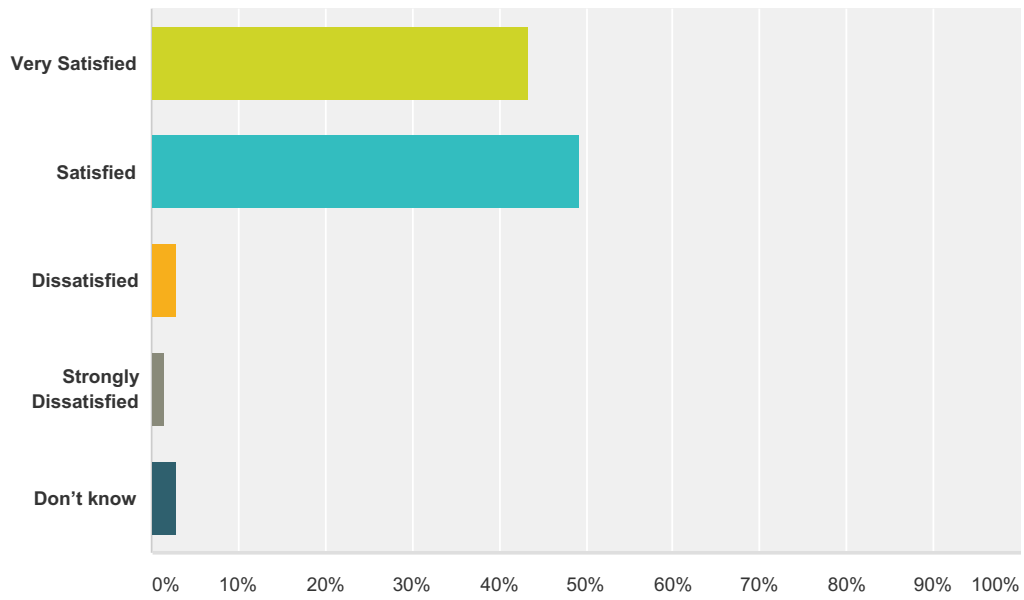
Answered: 69 Skipped: 2



Answer Choices	Responses	
Very Satisfied	37.68%	26
Satisfied	55.07%	38
Dissatisfied	4.35%	3
Strongly Dissatisfied	1.45%	1
Don't know	1.45%	1
<b>Total</b>		<b>69</b>

### Q4 How satisfied are you with the quality of teaching at your child's school?

Answered: 69 Skipped: 2

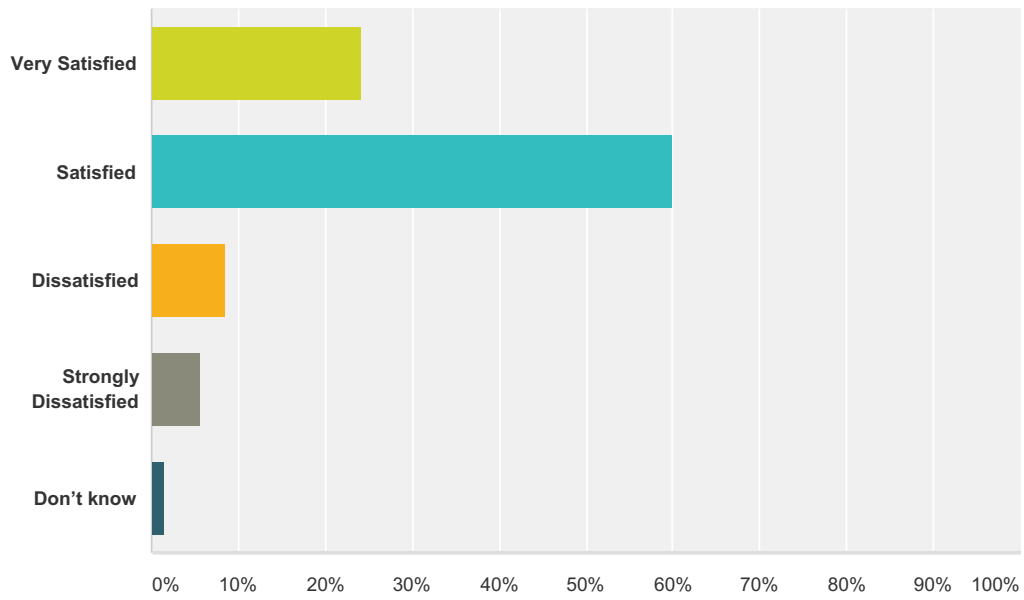


Answer Choices	Responses	Count
Very Satisfied	43.48%	30
Satisfied	49.28%	34
Dissatisfied	2.90%	2
Strongly Dissatisfied	1.45%	1
Don't know	2.90%	2
<b>Total</b>		<b>69</b>



### Q5 How satisfied are you with the leadership in your child's school?

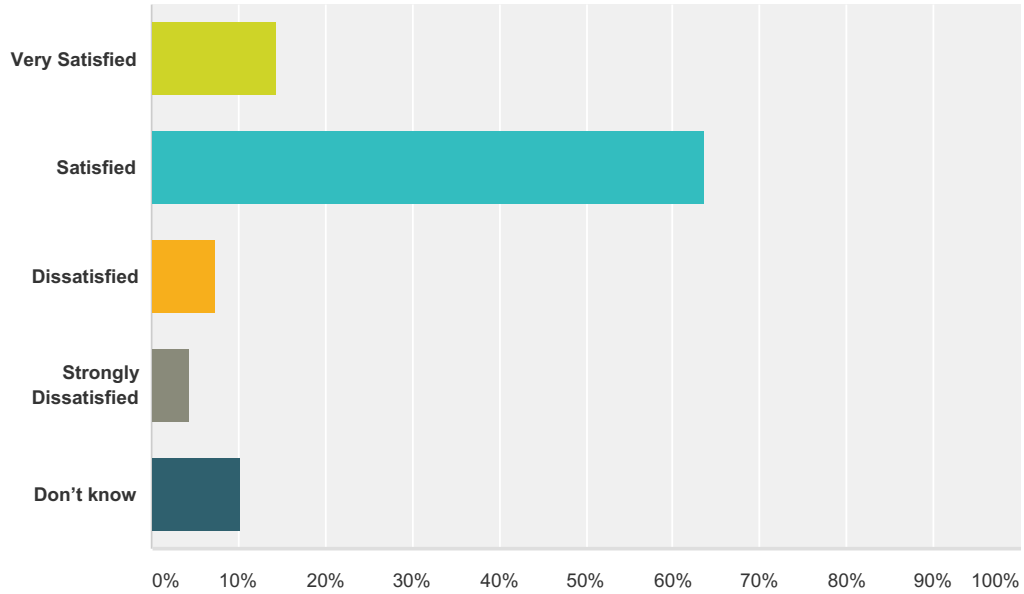
Answered: 70 Skipped: 1



Answer Choices	Responses	Count
Very Satisfied	24.29%	17
Satisfied	60.00%	42
Dissatisfied	8.57%	6
Strongly Dissatisfied	5.71%	4
Don't know	1.43%	1
<b>Total</b>		<b>70</b>

### Q6 How satisfied are you with the opportunity to be involved in decisions at your child's school?

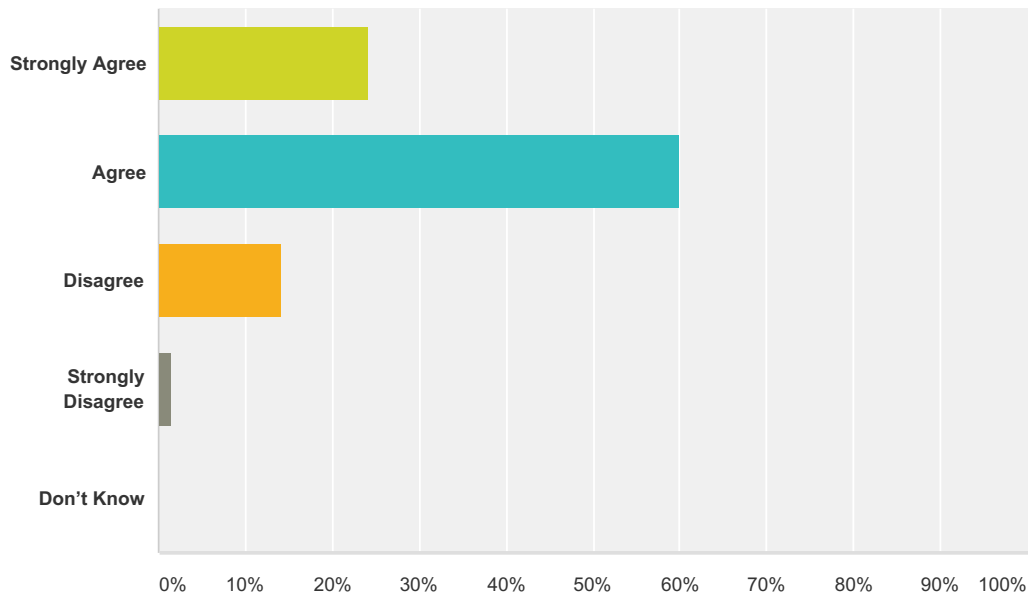
Answered: 69 Skipped: 2



Answer Choices	Responses	
Very Satisfied	14.49%	10
Satisfied	63.77%	44
Dissatisfied	7.25%	5
Strongly Dissatisfied	4.35%	3
Don't know	10.14%	7
<b>Total</b>		<b>69</b>

### Q7 My child's individual needs are met.

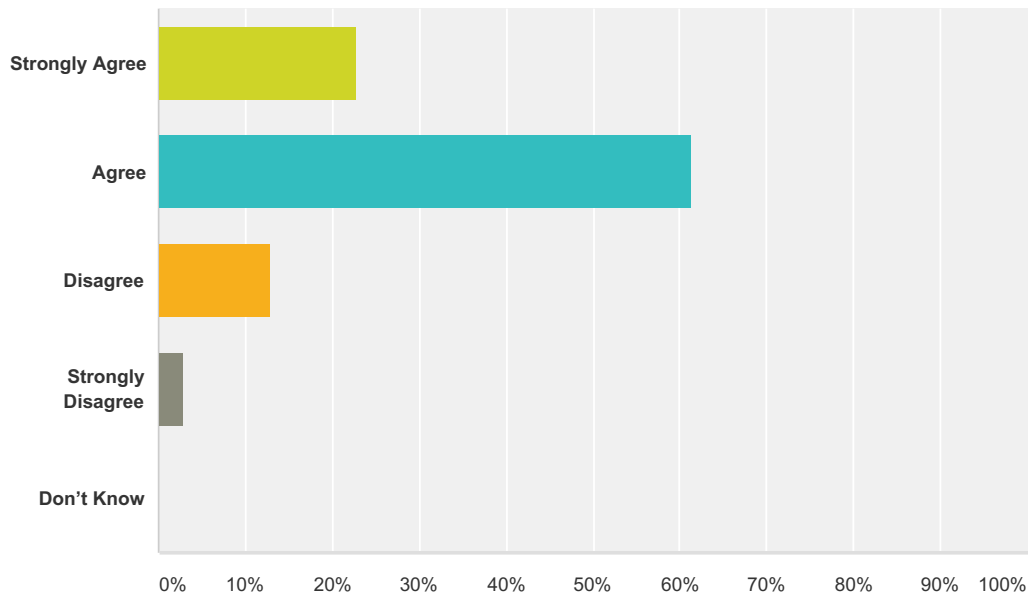
Answered: 70 Skipped: 1



Answer Choices	Responses	
Strongly Agree	24.29%	17
Agree	60.00%	42
Disagree	14.29%	10
Strongly Disagree	1.43%	1
Don't Know	0.00%	0
<b>Total</b>		<b>70</b>

**Q8 The school keeps me informed about my child's progress and achievement.**

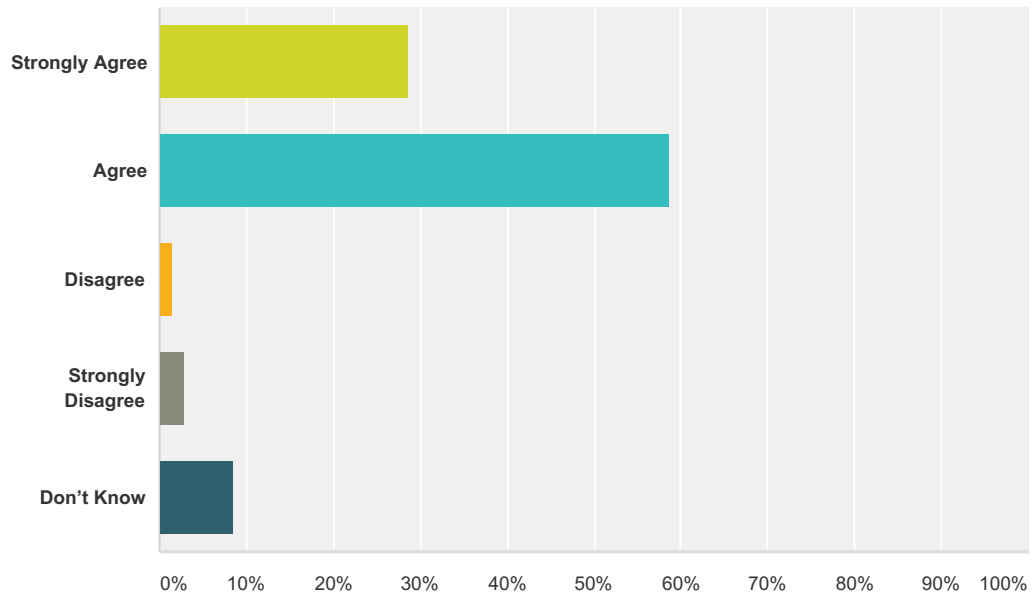
Answered: 70 Skipped: 1



Answer Choices	Responses	Count
Strongly Agree	22.86%	16
Agree	61.43%	43
Disagree	12.86%	9
Strongly Disagree	2.86%	2
Don't Know	0.00%	0
<b>Total</b>		<b>70</b>

### Q9 The rights and responsibilities of citizenship are reinforced in my child's school.

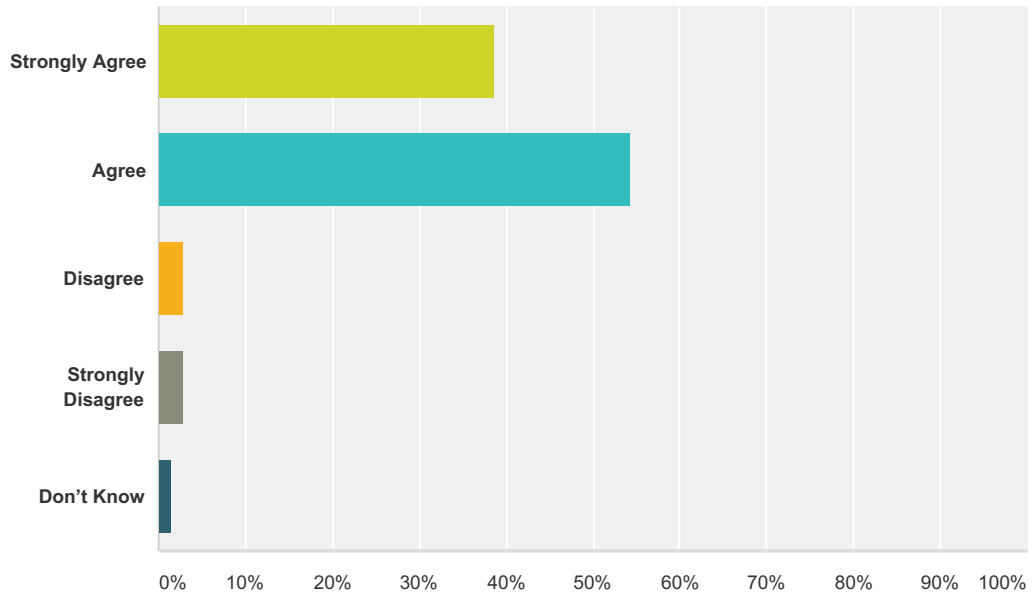
Answered: 70 Skipped: 1



Answer Choices	Responses	
Strongly Agree	28.57%	20
Agree	58.57%	41
Disagree	1.43%	1
Strongly Disagree	2.86%	2
Don't Know	8.57%	6
<b>Total</b>		<b>70</b>

### Q10 The school staff care about my child.

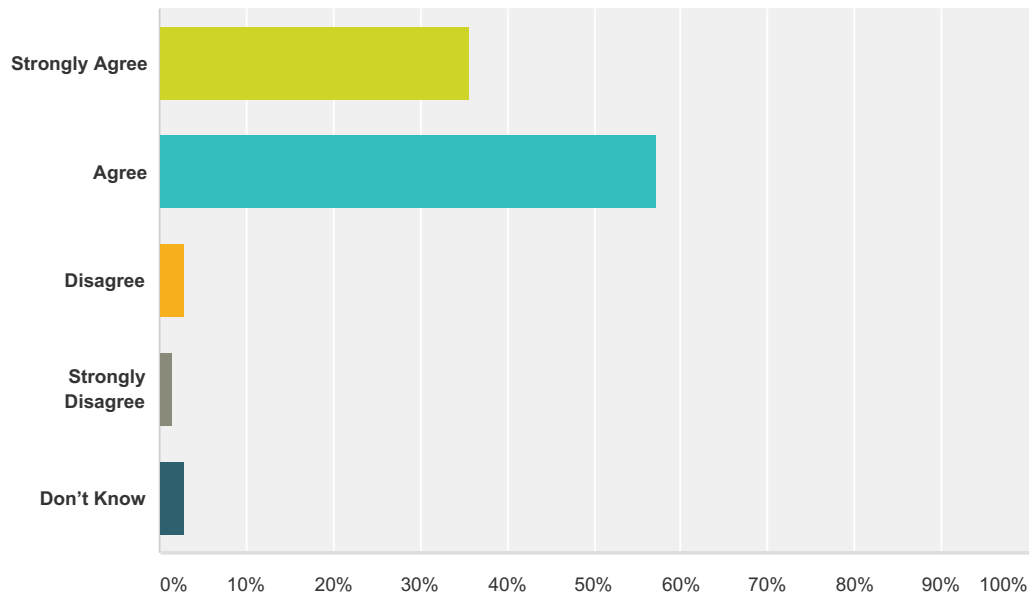
Answered: 70 Skipped: 1



Answer Choices	Responses	
Strongly Agree	38.57%	27
Agree	54.29%	38
Disagree	2.86%	2
Strongly Disagree	2.86%	2
Don't Know	1.43%	1
<b>Total</b>		<b>70</b>

### Q11 My child is encouraged at school to do his or her best.

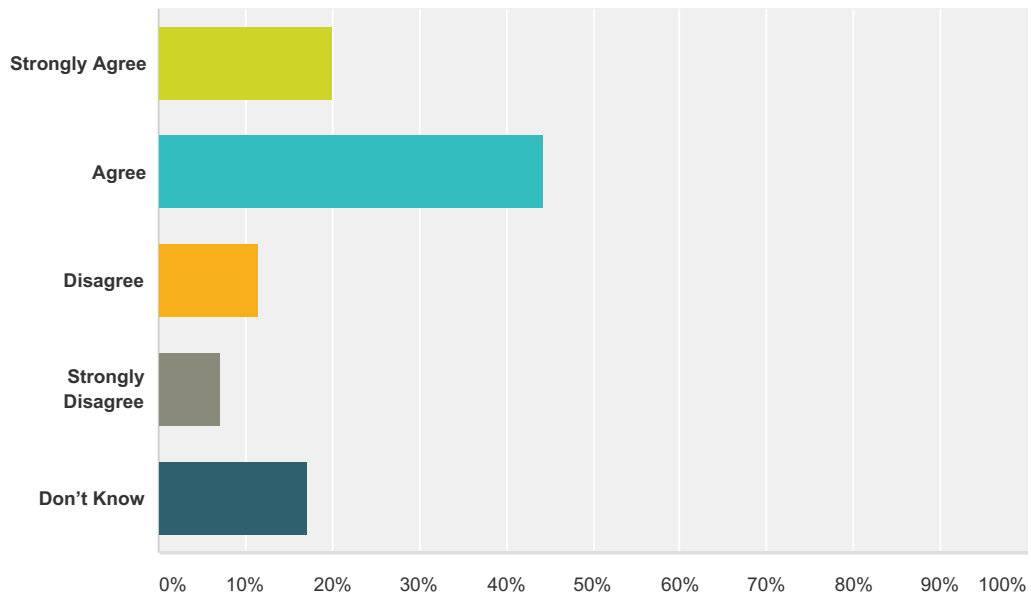
Answered: 70 Skipped: 1



Answer Choices	Responses	Count
Strongly Agree	35.71%	25
Agree	57.14%	40
Disagree	2.86%	2
Strongly Disagree	1.43%	1
Don't Know	2.86%	2
<b>Total</b>		<b>70</b>

### Q12 Discipline is handled in a fair and reasonable manner in my child's school.

Answered: 70 Skipped: 1

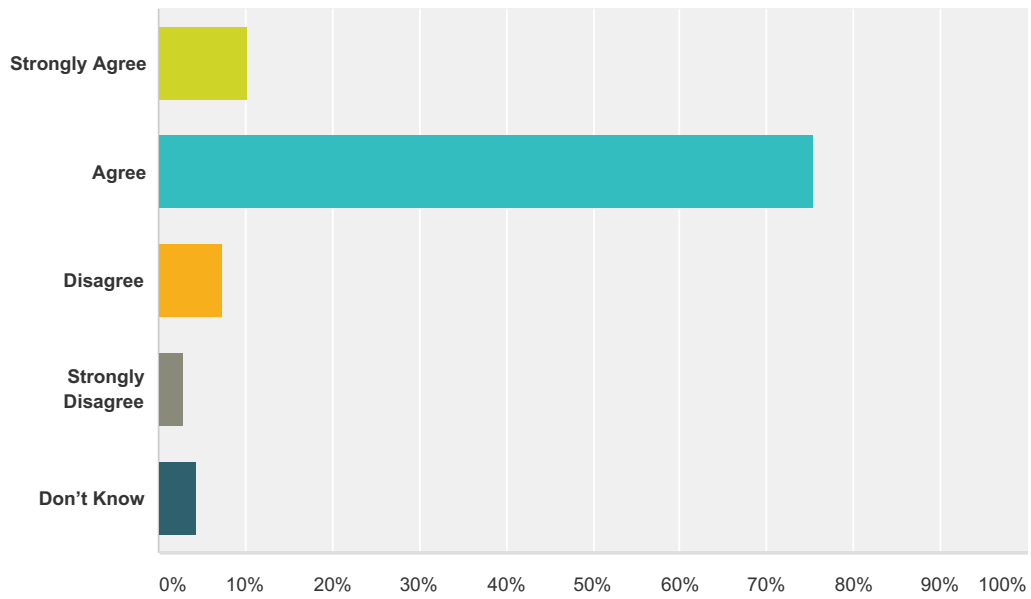


Answer Choices	Responses	
Strongly Agree	20.00%	14
Agree	44.29%	31
Disagree	11.43%	8
Strongly Disagree	7.14%	5
Don't Know	17.14%	12
<b>Total</b>		<b>70</b>



### Q13 My child's school is safe.

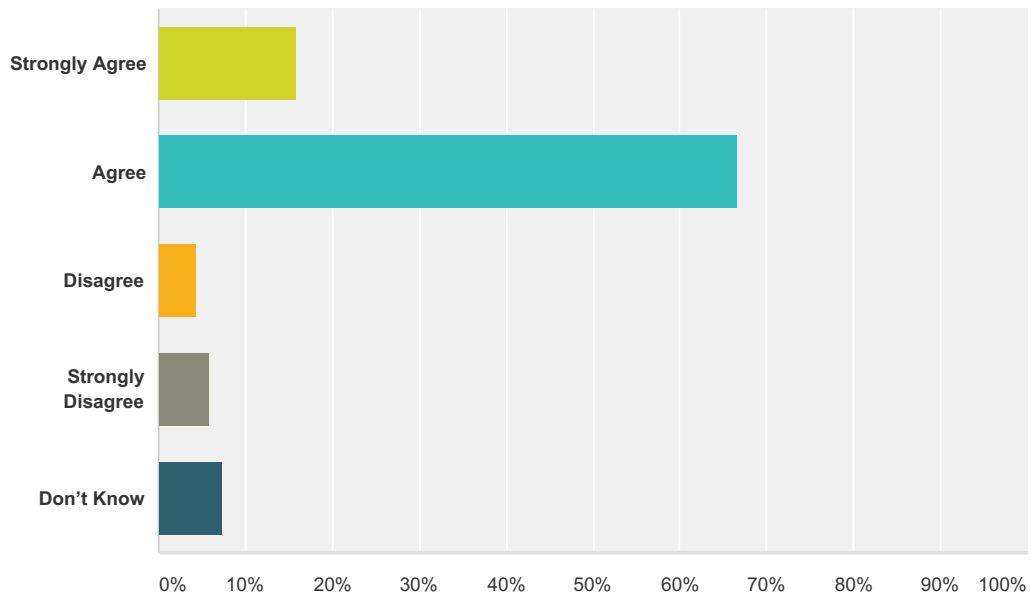
Answered: 69 Skipped: 2



Answer Choices	Responses	
Strongly Agree	10.14%	7
Agree	75.36%	52
Disagree	7.25%	5
Strongly Disagree	2.90%	2
Don't Know	4.35%	3
<b>Total</b>		<b>69</b>

### Q14 There is open and honest communication within my child's school.

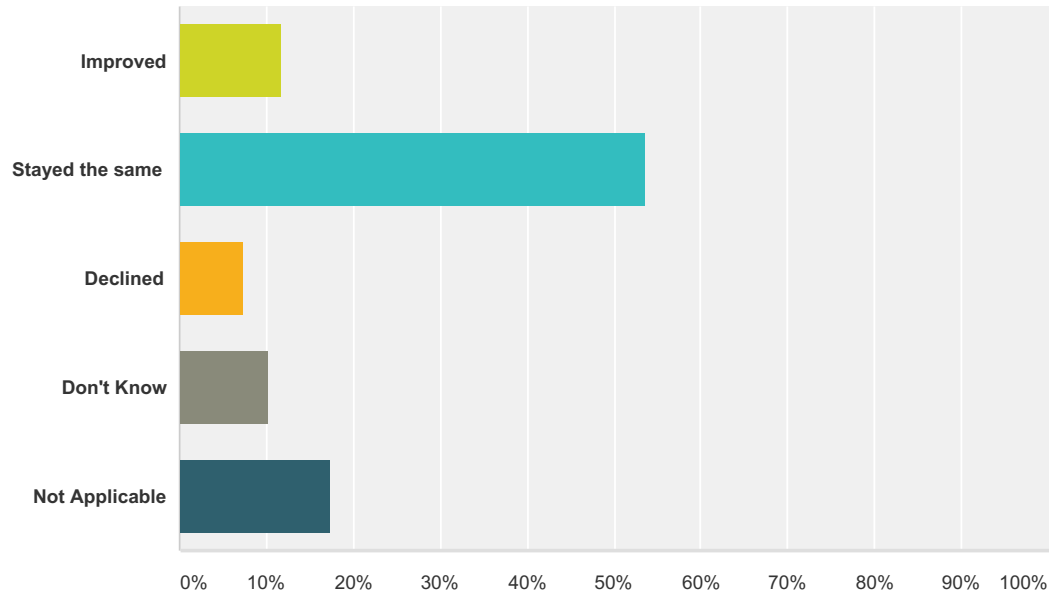
Answered: 69 Skipped: 2



Answer Choices	Responses	
Strongly Agree	15.94%	11
Agree	66.67%	46
Disagree	4.35%	3
Strongly Disagree	5.80%	4
Don't Know	7.25%	5
<b>Total</b>		<b>69</b>

**Q15 In your opinion, has the quality of education that your child experienced at school improved, stayed the same, or declined in the past three years.**

Answered: 69 Skipped: 2



Answer Choices	Responses
Improved	11.59% 8
Stayed the same	53.62% 37
Declined	7.25% 5
Don't Know	10.14% 7
Not Applicable	17.39% 12
<b>Total</b>	<b>69</b>